



BEVERAGE-AIR

Project: _____	AIA# _____
Item: _____	
Location: _____	SIS# _____
Approved: _____	

MMR66HC GLASS DOOR MERCHANDISER SERIES

MARKETMAX REFRIGERATOR

MMR66HC Black Sliding Glass Door
Hydrocarbon Series

MODEL:
MMR66HC-1-B



7 Year Parts/Labor Warranty
7 Year Compressor Warranty

CABINET CONSTRUCTION

- Exterior features durable black painted steel
- Heavy-duty interior construction includes white coated steel walls
- Full electronic control
- Modern one piece grille
- Refrigerators have double pane lowE argon filled glass doors
- Sliding glass door models have black frames regardless of exterior finish
- Hold open door features is standard
- LED lighting
- Brightly lit sign panel
- Fifteen (15) heavy-duty epoxy coated wire shelves
- Four (4) shelf clips included per shelf
- Self-contained bottom mount refrigeration system
- Leveling feet standard

OPTIONS & ACCESSORIES

- Stainless steel or white exterior
- Stainless steel or black interior
- Shelves black or white
- Shelf clips
- Flow track
- Gravity-Flo track
- Price tag molding
- 3" or 6" Casters
- 6" Legs or seismic/flanged legs
- Door locks
- Custom signage & decals
- Remote option* (see note on back page)

REFRIGERATION SYSTEM

- Uses environmentally friendly, energy efficient R290, and meets all regulatory requirements for CARB, SNAP, DOE & more
- Non-electric defrost with hot gas condensate evaporation
- Epoxy coated evaporator coil
- Maintains product temperatures between 36° - 38°F



Please verify qualifying units by visiting:
www.energystar.gov/cfs

3779 Champion Blvd., Winston-Salem, NC 27105
1-888-845-9800 Fax: 1-336-245-6453
Beverage-Air.com Sales@bevair.com



BEVERAGE-AIR®

MODEL	MMR66HC-1-B
EXTERNAL DIMENSIONAL DATA	
Width Overall	75"
Depth Overall	31 7/8"
Height Overall	78 1/8"
Number of Doors	3
Door Openings (in)	71 7/8" X 52 1/2"
INTERNAL DIMENSIONAL DATA	
NET Capacity (cubic ft.)	70.19
Internal Width Overall (in)	72"
Internal Depth Overall (in)	28 1/2"
Internal Height Overall (in)	61 3/4"
Internal Height Useable (in)	55"
Number of Shelves	15
ELECTRICAL DATA	
Full Load Amperes 115/60/1	6.12
REFRIGERATION DATA	
Horsepower	1/2
Capacity (BTU/Hr)	3628
Heat Rejection (BTU/Hr)	5442
Charge (lbs/grams/ounces)	0.2204 / 100 / 3.5
SHIPPING DATA	
Gross Weight - Crated	704 lbs
Height - Crated	86"
Width - Crated	78"
Depth - Crated	35"

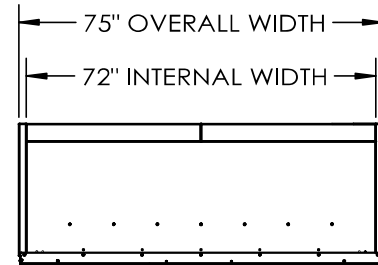
*NOTE: Remote units are field wired and come with 6" legs.
Refrigerant must be specified at time of order.

We reserve the right to change specifications and product design without notice.
Such revisions do not entitle the buyer to corresponding changes, improvements,
additions or replacements for previously purchased equipment. Dimensional
tolerances +/- 1/4". Metric dimensions (MM).

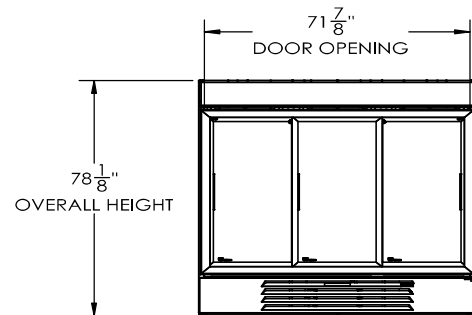
Glass Door Merchandiser- Sliding Door Model: MMR66HC-1-B

Model Views

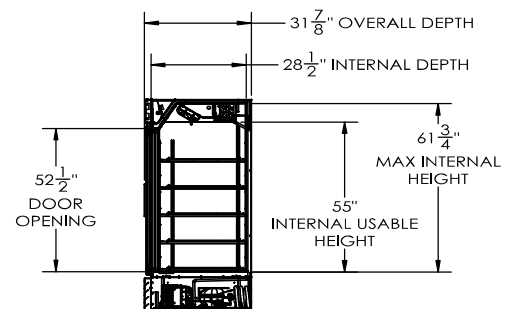
Required Clearance: Rear 3"



PLAN VIEW



ELEVATION VIEW



SIDE VIEW

ELECTRICAL CONNECTION



115/60/1
NEMA 5-15P

Unit pre-wired at
factory and include
8' long cord and
plug set.



3779 Champion Blvd., Winston-Salem, NC 27105 1-888-845-9800 Fax: 1-336-245-6453 Beverage-Air.com Sales@bevair.com

