



BEVERAGE-AIR®

Project: _____
Item: _____
Location: _____
Approved: _____

AIA#

SIS#

MMR27HC GLASS DOOR MERCHANDISER SERIES - WINE

MARKETMAX® BOTTOM MOUNT WINE REFRIGERATOR

MODEL:
MMR27HC-1-B-WINE

MMR27HC Black Hinged Glass Door
Hydrocarbon Series



7 Year Parts/Labor Warranty
7 Year Compressor Warranty

CABINET CONSTRUCTION

- Exterior features durable black painted steel
- Heavy-duty interior construction includes white coated steel walls
- Modern one-piece grille
- Full electronic control
- Door lock
- Refrigerators have double pane lowE argon filled glass door
- Self-closing door with 120° stay-open feature
- Snap-in gaskets, easy to remove for cleaning or replacement
- LED lighting
- Brightly lit sign panel
- Five (5) heavy-duty epoxy coated wire shelves
- Four (4) shelf clips included per shelf
- Self-contained bottom mount refrigeration system
- Leveling feet standard

OPTIONS & ACCESSORIES

- Stainless steel or white exterior
- Stainless steel or black interior
- Wine rack upgrades: flat and curved (see page 3 for options)
- Additional shelves
- Shelf clips
- 3" or 6" Casters
- 6" Legs or seismic/flanged legs
- Electronic door lock (must be ordered at time of unit order)
- Custom wine signage (see page 3 for options)
- Left and right hand door swing (at time of order)
- Remote option* (see note on back on page)

REFRIGERATION SYSTEM

- Uses environmentally friendly, energy efficient R290 refrigerant, and meets all regulatory requirements for CARB, SNAP, DOE & more
- Non-electric defrost with hot gas condensate evaporation
- Epoxy coated evaporator coil
- Maintains product temperatures between 35°F to 62°F



Please verify qualifying units by visiting:
www.energystar.gov/cfs

3779 Champion Blvd., Winston-Salem, NC 27105
1-888-845-9800 Fax: 1-336-245-6453
Beverage-Air.com Sales@bevair.com



BEVERAGE-AIR®

MODEL	MMR27HC-1-B-WINE
EXTERNAL DIMENSIONAL DATA	
Width Overall	30"
Depth Overall (with handle)	33 ½"
Height Overall	78 ⅛"
Number of Doors	1
Depth with Door Open 90°	60 ¼"
Door Opening (in)	26 ⅞" x 52 ¾"
INTERNAL DIMENSIONAL DATA	
NET Capacity (cubic ft.)	25.97
Internal Width Overall (in)	27"
Internal Depth Overall (in)	28 ½"
Internal Height Max (in)	61 ¾"
Internal Height Usable (in)	55"
No. of Shelves	5
ELECTRICAL DATA	
Full Load Amperes 115/60/1	2.88
REFRIGERATION DATA	
Horsepower	1/4
Capacity (BTU/Hr)	1702
Heat Rejection (BTU/Hr)	2553
Charge (lbs/grams/ounce)	0.1985 / 90 / 3.18
SHIPPING DATA	
Gross Weight (crated lbs)	390 lbs
Height - Crated	85"
Width - Crated	32"
Depth - Crated	35"

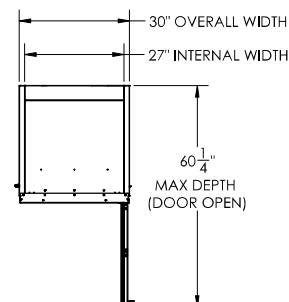
*NOTE: Remote units are field wired and come with 6" legs.
Refrigerant must be specified at time of order.

We reserve the right to change specifications and product design without notice. Such revisions do not entitle the buyer to corresponding changes, improvements, additions or replacements for previously purchased equipment. Dimensional tolerances +/- 1/4". Metric dimensions (MM).

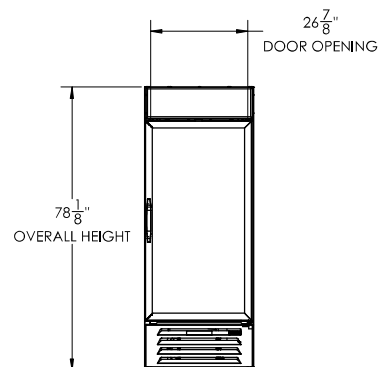
Bottom Mount Reach-In Glass Door Wine Refrigerator Model: MMR27HC-1-B-WINE

Model Views

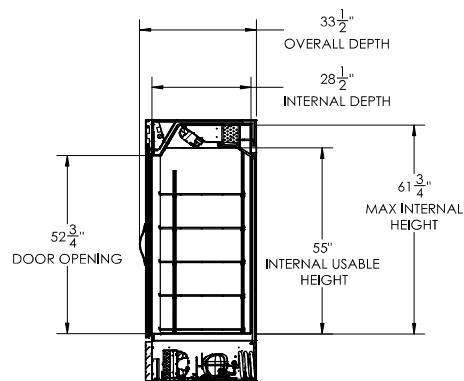
Required Clearance: Rear 3"



PLAN VIEW



ELEVATION VIEW



SIDE VIEW

ELECTRICAL CONNECTION



115/60/1
NEMA 5-15P

Unit pre-wired at factory and include 8' long cord and plug set.



3779 Champion Blvd., Winston-Salem, NC 27105 1-888-845-9800 Fax: 1-336-245-6453 Beverage-Air.com Sales@bevair.com





BEVERAGE-AIR®

WINE OPTION UPGRADES

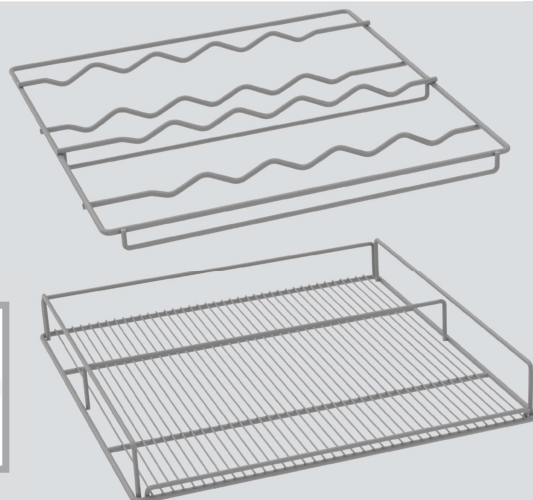
SIGNAGE

Two wine header panels to choose from to call attention to the wine selection



SHELVING

We offer curved and flat wine racks, designed to secure the bottles while keeping them prominently on display. Available in white, black, and chrome finish.



CONTROLLER

Easily programmed to keep unit and its contents at the necessary set point (between 35-62° F)





This image shows a blank sheet of white paper with horizontal ruling lines. The lines are evenly spaced and run across the width of the page. There are no margins, text, or other markings on the paper.