



Ice Storage Bins

Model

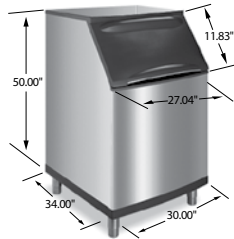
- B-320
 B-400
 B-420
 B-570
 B-970

B-Style


.75" (1.90 cm) Bin drain




B-320
210 lbs. (95 kgs)



B-570
430 lbs. (195 kgs)



B-400
290 lbs. (132 kgs)



B-970
710 lbs. (323 kgs)



B-420
310 lbs. (141 kgs)

B-Bin Features

Inside Scoop Holder Keeps scoop above the ice line for easy access and better sanitation

Foamed Door Insulates the ice bin, reduces sweat on the door, helps keep ice lasting longer.

Soft Durometer trim Soft rubber trims around the door opening silence the door during closing.

Stay up Door The cammed bin door self-latches keeping the door in the up position when scooping ice.

Ergonomic Door Design Doors angles for easy ergonomic access to the ice in the bin.

DuraTech Finish Manitowoc's exterior material is durable, corrosion resistant, smudge resistant and attractive.

Bin Leg Options

4" (10.16 cm), 6" (15.24 cm) and 12" (30.48 cm) adjustable legs in painted and stainless steel and 2.5" (6.35 cm), and 7.625" (19.37cm) casters available for most models.

Warranty

Bin & Accessories: 3 Year Parts & Labor.

B-Bin Model	B-Bin Capacities		B-Bin Dimensions					
	AHRI Capacity*		Height		Width		Depth	
	lbs.	kgs.	in.	cm	in.	cm	in.	cm
B-320	210	95.25	38	96.5	22	55.9	34	86.4
B-420	310	140.61	50	127	22	55.9	34	86.4
B-400	290	131.54	38	96.5	30	76.2	34	86.4
B-570	430	195.05	50	127	30	76.2	34	86.4
B-970	710	322.05	50	127	48	121.9	34	86.4

*AHRI capacity is based on 80% of total volume x30 lb/ft3 average density of ice. Ice does not need to be managed.

Above bin height dimensions does not include the leg height. All B-bins include one set of 4 legs. Adjustable from 6 in. to 7.75 in (15.24 to 20.32 cm)





B-Style

Internal scoop holder stays above the ice line for easy access and better sanitation. Foamed door insulates the bin, reduces sweat on the door and keeps ice lasting longer. Soft durometer trim around opening helps silence bin door while closing. The cammed stay-open door design keeps bin door out of the way while scooping ice. Ergonomic bin door are angled for easy access to the ice in the bin. Duratech exterior finish is durable, corrosion resistant, smudge resistant and attractive.

Indigo Ice Machines Series													
Machine			i320	i520	i300	i450	i500	i606, i686C	i906, i976C	i1106, i1176C	i1200	i1470C, i1870C, i2170C	i1406, i1800
Machine Capacity			235	360	235	335	410	555, 530	710, 710	870, 900	930	1200, 1470, 1691	1308, 1455
Bins	Bin Cap	Width	22"	22"	30"	30"	30"	30"	30"	30"	30"	30"	48"
B-320	210	22"	*	*									
B-420	290	22"	*	*									
B-400	310	30"	K-00365	K-00365	*	*	*	*	NR	NR	NR	NR	
B-570	430	30"	K-00365	K-00365	*	*	*	*	*	*	*	NR	
B-970	710	48"	NR	NR	NR	K-00369	K-00369	K-00458	K-00458	K-00458	K-00458	K-00385	*

An optional adapter is required when putting a narrower ice machine on a wider bin.

* No adapter is needed

NR= Not Recommend. Bin too small or too large for application.

Putting a wider machine on narrower bin is not an option.

Bin Capacity shown in lbs using the AHRI rating base on 80% of total volume x 30lb/ft³ average density of ice.

Machine capacity shown in lbs/24hrs using the AHRI rating base at 90F ambient, 70F water temperature

Manitowoc Flaker and Nugget Machines											
Machine			RNS-0308	RFS- 0300	RNS-0600	RFS-0650	RNS-1078C	RFS-1278C	RNS-1000	RFS-1200	RFS-2378C
Machine cap			251	286	451	540	900	958	825	874	1702
Bins	Bin cap	Width	22"	22"	22"	22"	22"	22"	30"	30"	36.7"
B-320	210	22"	*	*	NR	NR	NR	NR			
B-420	310	22"	*	*	*	*	NR	NR			
B-400	290	30"	K-00365	K-00365	K-00365	K-00365	NR	NR	NR	NR	
B-570	430	30"	NR	K-00365	K-00365	K-00365	NR	NR	*	*	
B-970	710	48"	NR	NR	K-00368	K-00368	K-00368, or K00371 if 2 used.	K-00368, or K00371 if 2 used.	K-00458	K-00458	K-00458

An optional adapter is required when putting a narrower ice machine on a wider bin.

* No adapter is needed

NR= Not Recommend. Bin too small or too large for application.

Putting a wider machine on narrower bin is not an option.

Machines side by side must be water cooled or remote.

Bin Capacity shown in lbs using the AHRI rating base on 80% of total volume x 30lb/ft³ average density of ice.

Machine capacity shown in lbs/24hrs using the AHRI rating base at 90F ambient, 70F water temperature

See price book for replacement: scoops, legs, specialty legs, and casters.

Convenient ice bagger available for: B420, B570 and B970. Order K-00146 bagger and replacement bags K-00068.