

# Electric Portable Bar / Backbar

## Power Assist Stainless Steel With Laminate Finish

**Models 173671, 173672****Power Assist Mobile Bar and Back Bar  
Provide Ease Of Transport To Serving Locations****Model 173671 Beverage Bar****Model 173672 Back Bar****Red Maple Finish****Power Motion Controls**

### Benefits

- Provides easy and safe transport from service area to serving locations
- Generous storage and serving areas
- Durable stainless steel construction is easy to clean and sanitize

### Features

- Battery-powered integrated hub motor wheels provide safe, easy power assist
- Dual hot-swappable batteries provide two hours of continuous use
- End-mounted motion control panel with battery level meter
- Durable waterproof laminate top
- Lifetime warranty on frame
- Wide choice of laminate exterior finishes

#### **Model 173671 Bar**

- Built-in 40 lb. ice bins with drain
- Full-length stainless steel speed rail
- Stainless steel mixing shelf with marine edge

#### **Model 173672 Back Bar**

- Dual lockable storage compartments
- Provides increased restocking capacity for portable serving bar areas

### Casters

- Four all-swivel 6" wide-tread non-marking, 2 each with brake, and two 6" hub motor powered center mounted rigid wheels

## Specifications

Unit shall be Lakeside Model \_\_\_\_\_, constructed of 18 ga. welded stainless steel for durability and easy cleaning and sanitation. The exterior is durable laminate over stainless steel. The bar top is constructed of 1" thick, waterproof laminate with black finish. The all-stainless steel interior has a generous work shelf. Features 2 ea. power assist center-mounted wheels. Wheel motion is controlled by an end-mounted thumb action control panel with emergency stop button and battery level meter. Motion system is powered by dual hot-swappable and rechargeable 24V lithium-ion batteries providing two hours of continuous use. Unit shall easily pivot within its own dimension with 4 each non-marking 6" wide tread swivel casters, 2 each with brake, and 2 each center-mount power casters, all fastened to a 16 ga. stainless steel dolly frame.

**Model 173671** - Includes two 40 lb. capacity ice bins with sliding cover and drain. The bar top features a recessed stainless steel mixing shelf. Unit has full-length high capacity bottle speedrail.

**Model 173672** - Includes two locking stainless steel compartments for storage of beverages and supplies.

Lakeside Manufacturing, Inc.

4900 West Electric Avenue • West Milwaukee, WI 53219 U.S.A.

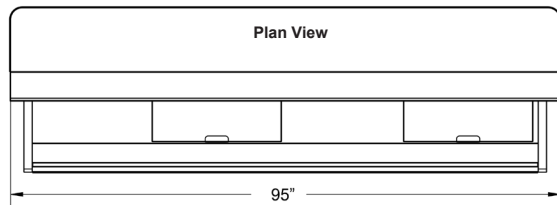
800-558-8565 • 414-902-6400 • Fax 414-902-6446 • info@eLakeside.com • www.eLakeside.com/foodservice

# Electric Portable Bar / Back Bar

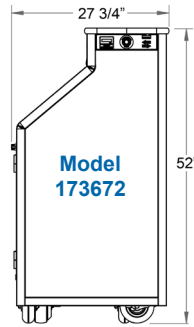
Power Assist Stainless Steel With Laminate Finish

## Models

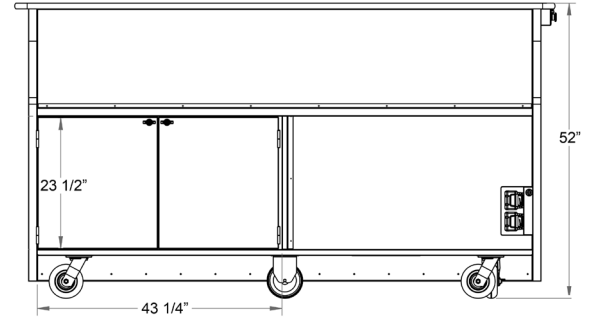
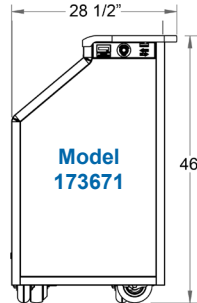
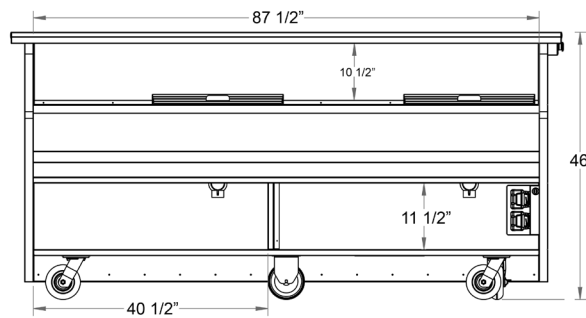
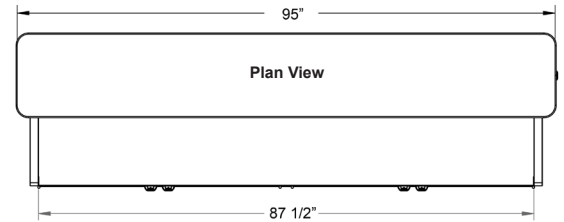
173671  
173672



Model 173671



Model 173672



Back Bar Enclosed Storage



Hot Swappable 24V  
Lithium-Ion Batteries



Bar Ice Bin With Drain  
And Sliding Cover



Hub Motor  
Powered 6" Casters


## Model Information

Model	Overall Dimensions			Storage Capacity	No. of Ice Bins	Ice Capacity	Unit Weight	Ship Weight
	W	L	H					
173671	28 1/2"	95"	46"	162 ft. <sup>3</sup> (Open)	2	80 lb.	450 lb.	490 lb.
173672	27 3/4"	95"	52"	388 ft. <sup>3</sup> (Enclosed)	-	-	440 lb.	480 lb.

## Standard Laminate Finishes



☐ Walnut



☐ Gray Sand




☐ Light Maple



☐ Victorian  
Cherry



☐ Beige Suede



☐ Hard Rock  
Maple



☐ Red Maple



☐ Black

## Optional Accessories

☐ Custom laminate exterior finish:

**LAKESIDE®**  
*Ingenuity On Wheels™*

Lakeside Manufacturing, Inc.

4900 West Electric Avenue • West Milwaukee, WI 53219 U.S.A.

800-558-8565 • 414-902-6400 • Fax 414-902-6446

info@eLakeside.com • www.eLakeside.com/foodservice