


# STORAGE/TRANSPORT

## Multi-Use Racks

### Ideal for...


Storing bulk foods in standard plastic food boxes and full size steam table pans.




Model #166



Model #8540



Ledges remove easily.



Reposition ledges as needed.

### Polycarbonate Box and Steam Table Pan Racks



#### Stainless Steel

- Angle ledges specially designed for full and half size polycarbonate and polyethylene food boxes and full size metal and plastic steam table pans in a variety of depths.
- Ledges are electronically welded to uprights for extra durability.
- Tie bars are welded to the uprights for added rigidity.
- Recessed plate mounted casters for easy swivel and roll-in coolers.

Model	Opening	Fits	Ledge Description			Overall Size		
			Type	Spacing	Width	W	D	H
166	Narrow	18" x 26" Boxes (457 x 660)	Angle	2 <sup>5</sup> / <sub>8</sub> " (67)	1 <sup>1</sup> / <sub>2</sub> " (13)	20 <sup>3</sup> / <sub>4</sub> " (527)	26 <sup>1</sup> / <sub>4</sub> " (667)	62 <sup>1</sup> / <sub>8</sub> " (1578)
		14" x 18" Boxes (356 x 457)						
176	Wide	18" x 26" Boxes (457 x 660)	Angle	2 <sup>5</sup> / <sub>8</sub> " (67)	1 <sup>1</sup> / <sub>2</sub> " (13)	26 <sup>1</sup> / <sub>4</sub> " (667)	20 <sup>3</sup> / <sub>4</sub> " (527)	62 <sup>1</sup> / <sub>8</sub> " (1578)
180	Narrow	12" x 20" Pans Full Size (305 x 508)	Angle	3" (76)	1 <sup>1</sup> / <sub>2</sub> " (13)	15 <sup>7</sup> / <sub>8</sub> " (403)	22 <sup>1</sup> / <sub>4</sub> " (565)	58 <sup>1</sup> / <sub>2</sub> " (1486)

Measurements in ( ) denote metric millimeters, unless otherwise specified.

Lake-Glide™ Casters: 5" (127) - All swivel, recessed plate mount.

Optional pan stop available.

Optional corner leg bumpers set of 4 ea. available, see page 8.

Optional casters available: 5" deluxe neoprene or polyurethane casters; 2 swivel w/brakes. See page 27.

### Universal Ledge Racks - Aluminum



- Storage items rest on the unique 4<sup>1</sup>/<sub>2</sub>" (114) wide ledges.
- Standard ledges spacing is 4<sup>1</sup>/<sub>2</sub>" (114). Removable ledges can be repositioned to accommodate a variety of items with varying depths.
- Top, bottom and center ledges are welded to the uprights. Remaining ledges are removable for use with larger containers.
- Tie bars are attached to the uprights for added strength.

Model	Overall Size			Capacity	Ledge Description		Lake-Glide™ Casters	
	W	D	H		Type	Spacing	Type	Dia.
8540	23 <sup>5</sup> / <sub>8</sub> " (600)	27"	61 <sup>7</sup> / <sub>8</sub> " (1572)	12 ea.	Universal	4 <sup>1</sup> / <sub>2</sub> " (114)	All swivel	5" (127)
							Recessed plate mount	
8541	23 <sup>5</sup> / <sub>8</sub> " (600)	27"	66 <sup>3</sup> / <sub>8</sub> " (1686)	13 ea.	Universal	4 <sup>1</sup> / <sub>2</sub> " (114)	All swivel	5" (127)
							Recessed plate mount	

Optional Casters: 5" swivel w/brakes, see page 27.

Optional leg bumpers available: corner leg, bottom corner, Wall-Saver™ perimeter, see page 8.

#### The Universal Ledge accommodates the following per ledge:

1 ea. 18" x 26" tray	2 ea. 13" x 18" sheet pans
1 ea. 16" x 22" tray	2 ea. full size 4" deep steam table pans
1 ea. 15" x 20" tray	2 ea. half size 4" deep steam table pans
1 ea. 20" x 20" x 4" glass rack	
2 ea. 14" x 18" trays	