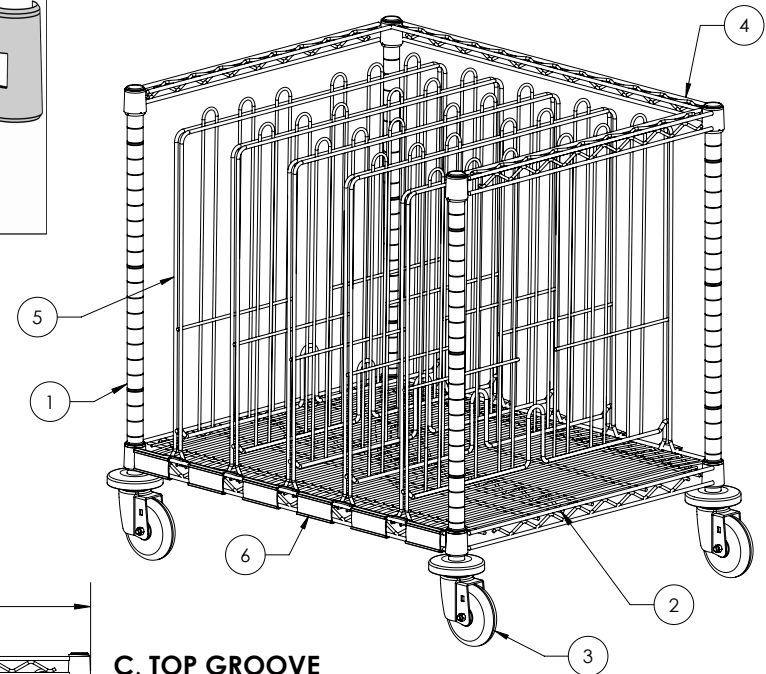
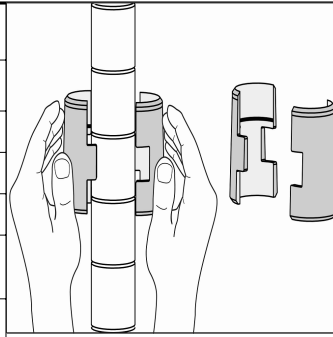
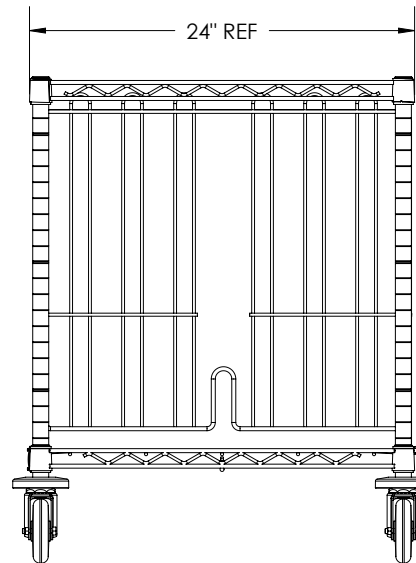
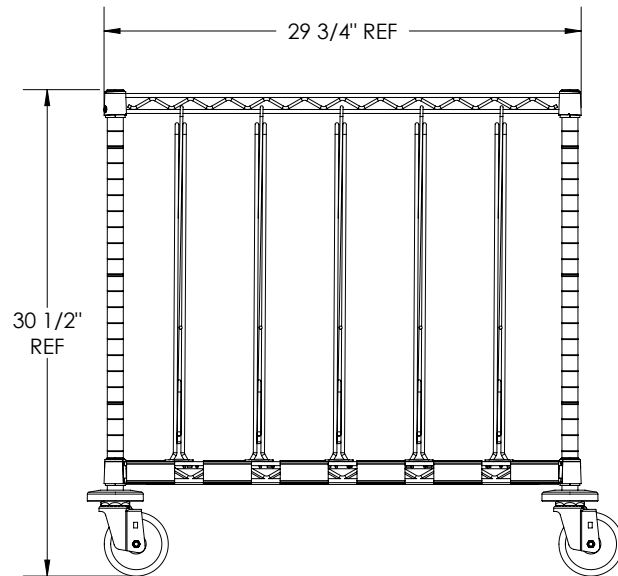


DD2430CLC			
ITEM #	QTY	PART #	DESCRIPTION
1	4	26CUP	CUT STEM CASTER POST
2	1	2430NC	24" X 30" SES CHROME WIRE SHELF
3	4	4LD	4" DIA SWIVEL CASTER
4	1	SF52N3C	24" X 30" 3-SIDED DOUBLE SNAKE FRAME
5	5	DD24C-21H	SHELF DIVIDER 21"H X 24"W
6	6	9990P	LABEL HOLDER



C, TOP GROOVE

B, BOTTOM GROOVE

A, INSERT CASTER
IN UP POST

DRAWN BY:	RDS	REV_B
DATE:	03/12/2021	
SW CAD FILE:	DD2430CLC	
PART NO. :	DD2430CLC	
SHT 1 of 1		

THE DRAWING AND THE SUBJECT MATTER DEPICTED HEREIN ARE THE SOLE AND EXCLUSIVE PROPERTY OF INTERMETRO INDUSTRIES CORPORATION. ALL RIGHTS WITH RESPECT TO THIS DRAWING AND THE SUBJECT MATTER DEPICTED HEREIN ARE EXPRESSLY RESERVED AND WITHHELD BY INTERMETRO INDUSTRIES CORPORATION.

METRO

InterMetro Industries Corp.
North Washington Street
Wilkes-Barre, PA 18705
www.metro.com

DD2430CLC_REV_B
CUP AND LID CART