



BEVERAGE-AIR®

PROJECT: _____
 ITEM # _____ QTY: _____
 MODEL # _____
 AIA # _____ SIS # _____
 APPROVED: _____

HORIZON TOP MOUNT REFRIGERATORS

Model: HR3HC-1HG

HALF GLASS DOOR



7 YEAR WARRANTY Parts, Labor, and Compressor

CABINET CONSTRUCTION

- Exterior is stainless steel front and continuous coil coated sides
- Interior liner is made of corrosion resistant aluminum
- Full electronic control
- One piece grille
- LED interior light
- Self-closing door with 120° stay-open feature, on cam-lift hinges
- Snap-in magnetic gaskets for positive door seal
- Nine (9) heavy-duty epoxy coated wire shelves
- 6" Heavy-duty casters, two (2) with brakes
- 8' Cord and plug (see electrical data for details)



OPTIONS & ACCESSORIES

- Tray slide pair, 1 tray slide set for (1) 18" x 26" or (2) 14" x 18" pans (A)
- Stainless steel universal tray slide pair, 1 tray slide set for (1) 18" x 26" or (2) 14" x 18" pans (AC)
- Tray slide kit #4 (19 sets per half section)
- Additional epoxy shelves
- Shelf clips
- Door locks
- Stainless steel breaker
- 6" Legs seismic/flanged
- 3" Casters
- Remote option* (see note on back page)

REFRIGERATION SYSTEM

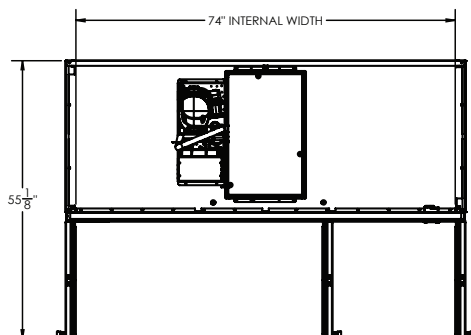
- Uses environmentally friendly, energy efficient R290 refrigerant, and meets all regulatory requirements for CARB, SNAP, DOE & more
- Hot gas condensate evaporator
- Adaptive defrost
- Epoxy coated evaporator coil
- Maintains product temperatures between 36°F and 38°F



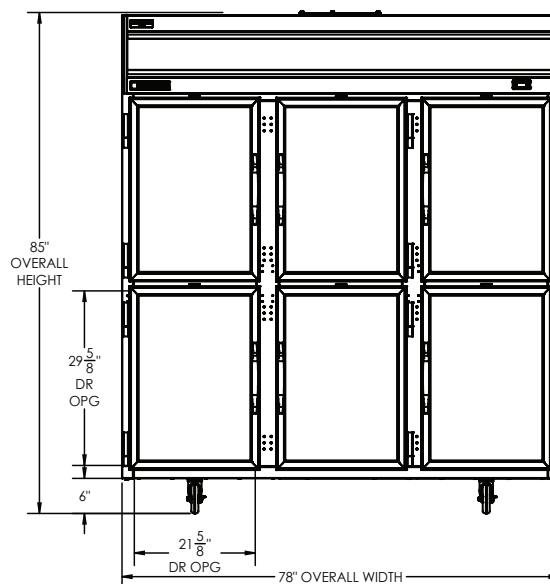
BEVERAGE-AIR®

Horizon Top Mount Model: HR3HC-1HG

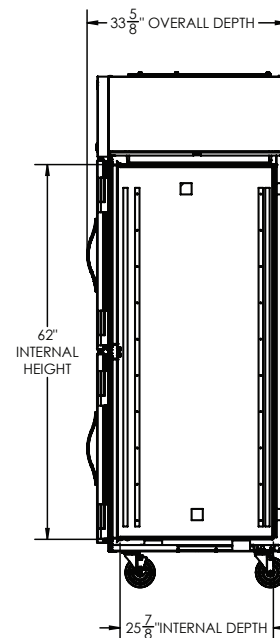
PLAN VIEW



ELEVATION VIEW



SIDE VIEW



| EXTERNAL DIMENSIONAL DATA | |
|-------------------------------|-------------------|
| Width Overall (in) | 78" |
| Depth Overall (in) | 33 5/8" |
| Height Overall (in) | 85" |
| Number of Doors | 6 |
| Depth with Door Open 90° (in) | 55 1/8" |
| Door Openings (in) | 21 5/8" x 29 5/8" |
| INTERNAL DIMENSIONAL DATA | |
| NET Capacity (cubic ft.) | 71.52 |
| Internal Width Overall (in) | 74" |
| Internal Depth Overall (in) | 25 7/8" |
| Internal Height Overall (in) | 62" |
| Number of Shelves | 9 |

*NOTE: Remote units are field wired and come with 6" legs.
Refrigerant must be specified at time of order.

We reserve the right to change specifications and product design without notice. Such revisions do not entitle the buyer to corresponding changes, improvements, additions or replacements for previously purchased equipment. Dimensional tolerances +/- 1/4". Metric dimensions (MM).

Required Clearance: Top 12" and Rear 3"

| ELECTRICAL DATA | |
|---------------------------|---------------------|
| Full Load Amps | 6.0 |
| Voltage | 115/60/1 |
| Nema Plug (8' cord) | 5-15P |
| REFRIGERATION DATA | |
| Horsepower | 1/3 |
| Capacity (BTU/Hr) | 2800 |
| Heat Rejection (BTU/Hr) | 4200 |
| Charge (lbs/grams/ounces) | 0.3307 / 150 / 5.30 |
| SHIPPING DATA | |
| Gross Weight - Crated | 737 lbs. |
| Height - Crated (in) | 88" |
| Width - Crated (in) | 80" |
| Depth - Crated (in) | 41" |

ELECTRICAL CONNECTION



NEMA 5-15P

115/60/1
NEMA 5-15P

Unit pre-wired at factory
and include 8' long cord
and plug set.

3779 Champion Blvd., Winston-Salem, NC 27105 | 888-845-9800 | Fax: 336-245-6453 | Beverage-Air.com | Sales@bevair.com

Date Issued 1/26 | Printed in U.S.A.