



Voi® shown with Ignition® Seating.

## VOI®

Voi gets you. Your needs. Your style. Your environment. Voi packs a lot of functionality into a little space, so you can maximize yours. Plus, versatile Voi integrates easily with a variety of spaces, systems — even open plans. Solidly built and strikingly designed, Voi combines classic warmth and contemporary cool with an extensive variety of laminates, colors, components and configurations. So you can create a sophisticated, professional look that is uniquely yours.

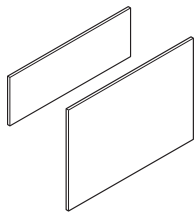


## FEATURES

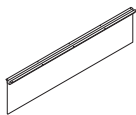
- Big. Small. Functional. Adaptable. Voi has multiple options to meet your storage needs and available space.
- To create an office look that's uniquely yours, mix things up — with tasteful modesty panels, stylish storage cubes and mixed surface materials.
- Refined scale. Layered workspaces. Together they help streamline your office to create small-footprint spaces that work BIG.
- With so many configurations and combinations, Voi® makes it easy to create a stylish, unified look across your entire office.

# VOI® SPECIFYING/DESIGN GUIDE

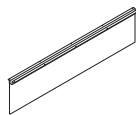
3. Select the modesty panel/privacy screen that works in conjunction with the supports you have specified.



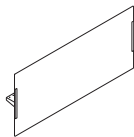
**14"H Full Width/  
Half-height  
Laminate Modesty  
Panel**  
28", 34", 40"W  
(Modesty Size)  
**28"H Full-to-Floor/  
Full-Length  
Laminate Modesty  
Panel**  
28", 34", 40"W  
(Modesty Size)



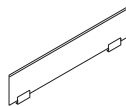
**Laminate Floating  
Modesty Panel**  
30"W x 14"H, 36"W x  
14"H, 42"W x 14"H,  
48"W x 14"H, 54"W x  
14"H, 60"W x 14"H



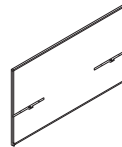
**Mixed Material  
Floating Modesty  
Panel**  
30"W x 14"H, 36"W x  
14"H, 42"W x 14"H,  
48"W x 14"H, 54"W x  
14"H, 60"W x 14"H  
Available in Frosted  
Translucent only



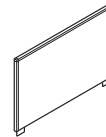
**Above/Below  
Privacy Screen**  
30"W x 28"H, 36"W  
x 28"H, 42"W x 28"H,  
48"W x 28"H, 54"W  
x 28"H, 60"W x 28"H  
Available in Frosted  
Translucent only



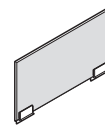
**Above Privacy  
Screen**  
30"W x 13"H, 36"W x  
13"H, 42"W x 13"H,  
48"W x 13"H, 54"W x  
13"H, 60"W x 13"H  
Available in Frosted  
Glass only



**Above/Below Fabric  
Screen**  
36"W x 35"H, 42"W  
x 35"H, 48"W x 35"H,  
54"W x 35"H, 60"W  
x 35"H, 66"W x 35"H,  
72"W x 35"H



**Above Fabric Screen**  
20"W x 20"H, 20"W  
x 13"H, 24"W x 20"H,  
24"W x 13"H, 30"W x  
20"H, 30"W x 13"H,  
36"W x 20"H, 36"W  
x 13"H



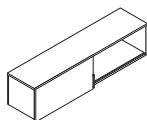
**Above Polymer or  
Glass (Side) Screen**  
20"W x 13"H, 24"W x  
13"H, 30"W x 13"H,  
36"W x 13"H

## Tips

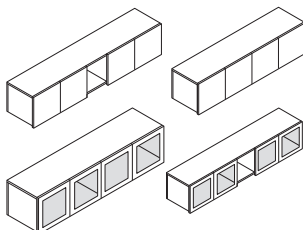
- Mixed material and laminate floating modesty panels create a lighter scale look by attaching to the top of the worksurface.
- Choose from a variety of materials to create your desired look.
- Laminate modesty panels to create a more conventional look.
- 54"W and 60"W Floating Modesty panels eliminate the need for an external channel.
- Above Privacy Screens provide a division between two worksurfaces and create a division of space in an open plan area.
- Modesty panels cannot be used as a support.
- See modesty panel chart to choose proper modesty size depending on support options.

4. Select Above the Worksurface Storage (Stack-on Storage) or Overhead Cabinets

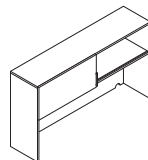
Select the above the worksurface storage that meets your storage criteria, choose from overhead cabinets, panel mounted storage, conventional or contemporary stack-on storage.



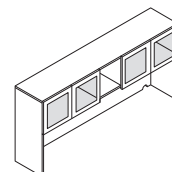
**14 1/4"D x 14"H Shared Overhead  
Cabinet with One Sliding Door**  
60", 72"



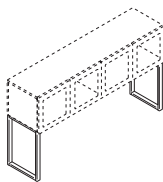
**14 1/4" Overhead Cabinet with 4 Laminate  
Doors with or without Cubbie or 4 Frosted  
Metal Doors with or without Cubbie**  
36", 42", 48" and 60" with 4 Laminate or  
Frosted Doors  
60", 66", 72" and 78" with Laminate or  
Frosted Doors and Cubbie



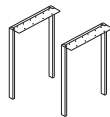
**14 1/4"D x 35"H Stack-on Storage,  
Built-up, with Sliding Doors**  
72"W only



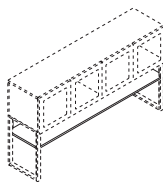
**14 1/4"D x 35"H Stack-on Storage, Built-up,  
4 Frosted Metal Doors with Cubbie**  
72"W only with Laminate or Frosted Doors  
and Cubbie



**O-Leg Support for Overhead  
Cabinet**  
50"-14 1/8"D x 5 1/2"H  
65"-14 1/8"D x 20 1/2"H



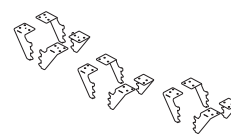
**Post Legs for Shared Storage**  
14"H and 22"H



**Steel Shelf for Stack-on  
Storage**  
72"W, 66"W, 60"W



**Tackboard for Overhead  
Cabinet Applications  
Tackboard for Built-up  
Stack-on Storage**  
72"W only



**Panel Mount Bracket for  
Shared Overhead**  
Abound and Accelerate

## Tips

- Select sliding or hinged doors.
- Specify O-leg separately for a contemporary look.
- Optional storage shelf works in conjunction with the O-leg design to provide additional storage space. Only works with 65"H O-legs.
- O-legs come in two sizes to make a 50"H or 65"H stack-on storage unit.
- Wall-mount brackets carry a \$150 upcharge and are specified in the model ordering logic.
- Use shared overhead and attachments in small footprint applications.
- Shared overhead must be ordered as left or right to determine open storage location.
- Shared overhead panel mount brackets and overhead post legs allow overhead to span over all panels systems or run down the spine wall, centered on top of the panel.
- Use the 65"H for a more conventional design. 65"H and 50"H aligns with Abound and Accelerate.
- Stack-on Storage must be placed over two full-height supports. Cannot be placed over non-supported sections such as returns using a flat bracket or tower-to-worksurface bracket.
- If the end panel conventional look is preferred, order the built-up stack-on storage models.
- There are two types of tackboards for use on Overhead Cabinet and Stack-on Storage.

# NOTES