

SC250 is scrubbing, sweeping and drying in every corner




With its compact, highly maneuverable design, the SC250 is ideal for scrubbing in tight corners or under tables or chairs. It's adjustable and foldable handle makes transport and storage easy. Easily raise the front squeegee to sweep up small debris while scrubbing, thereby minimizing the need to pre-sweep. Designed to pick-up water in forward and reverse directions, the SC250 ensures a clean, dry, more hygienic environment while decreasing chances for slip-and-fall accidents. The SC250 uses a powerful 36 V Lithium battery that provides up to 40 minutes of run time and operates at only 66 dB A, allowing for daytime cleaning and cleaning of noisesensitive areas. The cordless design ensures a safer cleaning environment and flexible cleaning options.

- Sweep, scrub and dry in a single pass
- Ideal design for scrubbing small spaces quickly
- Cord-free and quiet operation
- Creates a cleaner environment than mopping



Picture shown may not represent model quoted

• Standard equipment

Included accessories		Ref. no.	Min. required	SCRUBBER SC250 13C B
Brush Cylindrical				
	BRUSH CYL 340MM MEDIUM NYLON WHITE	9100002066	0	•
Battery and Charger				
	BATTERY LI 36V 10S4P	9100002070	0	•
	CHARGER LI 100-240V 1.25A NO POWER CORD	9100002058	0	•
Other				
	HANDLE BATTERY LI	9100002059	0	•

Model	SCRUBBER SC250 13C B
Ref. no.	9087381020

PRODUCT FEATURES

Parking brake	•
Battery level indicator	•
Ergonomic handle	•

SC250 is scrubbing, sweeping and drying in every corner



Model	SCRUBBER SC250 13C B
Ref. no.	9087381020

#### PRODUCT FEATURES







Folding handle	•
No tools required for attachment change	•
Lithium battery (36 V) with charging cord	•
Two solution flow rates	•
Low solution level indicator	•
Dosing Cup Integrated Into Solution Cap	•
Audible Locking Noise	•

Technical specifications	SCRUBBER SC250 13C B
Voltage (V)	36 V Lithium
Sound level	66 dB A
Solution tank capacity gal (l)	1.6 gal (6 L)
Recovery tank capacity gal (l)	1.6 gal (6 L)
Brush speed (RPM)	1,000 rpm
Brush quantity and type	(1) Cylindrical
Weight with batteries (kg)	55.5 lb (25.2 kg) with Empty Tanks
Performance per hour (theoretical / practical)	14,369 sq ft / 7,320 sq ft (1,360 sq m / 680 sq m)
Run time per tank	Up to 40 min
Max. brush down pressure	26.5 lb
Dimensions (base only) L x W x H	25 x 17 x 16 in (630 x 432 x 400 mm)
Dimensions (handle folded for storage) L x W x H	25 x 17 x 19 in (630 x 432 x 480 mm)
Cleaning path	13.5 in (340 mm)
Squeegee width	14 in (360 mm)

• Standard equipment, ○ Supplementary accessories, □ Mountable equipment

Accessories		Ref. no.	Min. required	SCRUBBER SC250 13C B
<b>Battery and Charger</b>				
	BATTERY LI 36V 10S4P	9100002070	0	•
	BATTERY LI KIT INCL CHARGER US	9100002057	0	○

SC250 is scrubbing, sweeping and drying in every corner

Accessories		Ref. no.	Min. required	SCRUBBER SC250 13C B
	CHARGER LI 100-240V 1.25A NO POWER CORD	9100002058	0	•
<b>Other</b>				
	HANDLE BATTERY LI	9100002059	0	•
<b>Brush Cylindrical</b>				
	BRUSH CYL 340MM GRIT 320 GREY	9100002067	0	○
	BRUSH CYL 340MM MEDIUM NYLON WHITE	9100002066	0	•
	BRUSH CYL 340MM MICROFIBRE	9100002068	0	○
	BRUSH CYL 340MM SOFT NYLON BLACK	9100002069	0	○
<b>Squeegee Blade</b>				
	SQUEEGEE 360MM PU 2 PCS SET	9100002064	0	○