



BEVERAGE-AIR®

PROJECT: _____
ITEM # _____ QTY: _____
MODEL # _____
AIA # _____ SIS # _____
APPROVED: _____

HORIZON TOP MOUNT FREEZERS

HORIZON TOP MOUNT FREEZERS

Model: HF2HC-1HS

HALF SOLID DOOR



7 YEAR WARRANTY

Parts, Labor, and Compressor

CABINET CONSTRUCTION

- Exterior is stainless steel front and continuous coil coated sides
- Interior liner is made of corrosion resistant aluminum
- Full electronic control
- Expansion valve technology
- One piece grille
- LED interior light
- Door locks
- Self-closing door with 120° stay-open feature, on cam-lift hinges
- Snap-in magnetic gaskets for positive door seal
- Six (6) heavy-duty epoxy coated wire shelves
- Field reversible door
- 6" Heavy-duty casters, two (2) with brakes
- 8' Cord and plug (see electrical data for details)



OPTIONS & ACCESSORIES

- Tray slide pair, 1 tray slide set for (1) 18" x 26" or (2) 14" x 18" pans (A)
- Stainless steel universal tray slide pair, 1 tray slide set for (1) 18" x 26" or (2) 14" x 18" pans (AC)
- Tray slide kit #4 (19 sets per half section)
- Additional epoxy shelves
- Shelf clips
- Stainless steel breaker
- 6" Legs seismic/flanged
- 3" Casters
- Remote option* (see note on back page)

REFRIGERATION SYSTEM

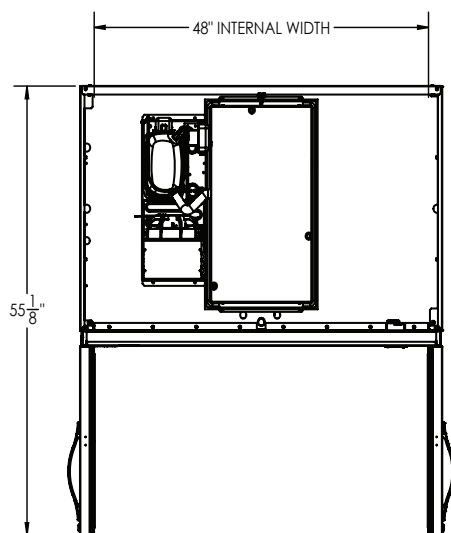
- Uses environmentally friendly, energy efficient R290 refrigerant, and meets all regulatory requirements for CARB, SNAP, DOE & more
- Hot gas condensate evaporator
- Adaptive defrost
- Epoxy coated evaporator coil
- Freezer capable of maintaining product temperature down to -10°F



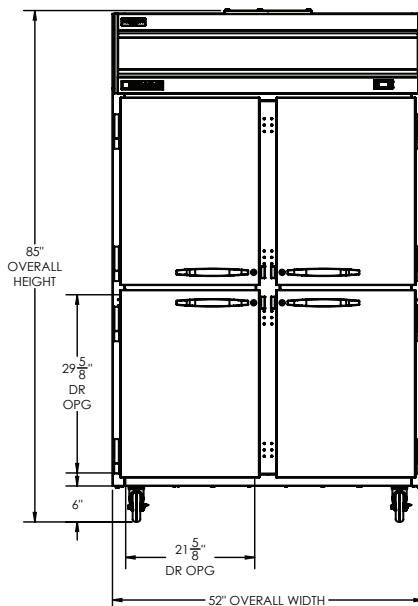
BEVERAGE-AIR®

Horizon Top Mount Model: HF2HC-1HS

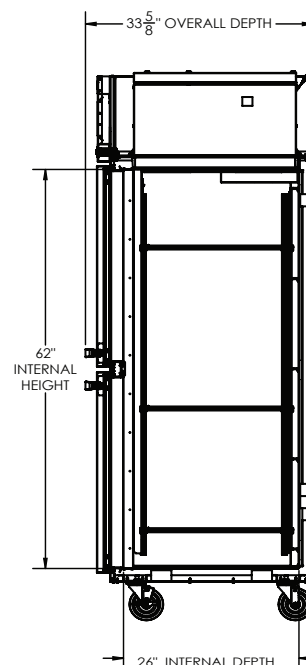
PLAN VIEW



ELEVATION VIEW



SIDE VIEW



EXTERNAL DIMENSIONAL DATA

| | |
|-------------------------------|-------------------|
| Width Overall (in) | 52" |
| Depth Overall (in) | 33 5/8" |
| Height Overall (in) | 85" |
| Number of Doors | 4 |
| Depth with Door Open 90° (in) | 55 1/8" |
| Door Openings (in) | 21 5/8" x 29 5/8" |

INTERNAL DIMENSIONAL DATA

| | |
|------------------------------|------|
| NET Capacity (cubic ft.) | 45.2 |
| Internal Width Overall (in) | 48" |
| Internal Depth Overall (in) | 26" |
| Internal Height Overall (in) | 62" |
| Number of Shelves | 6 |

*NOTE: Remote units are field wired and come with 6" legs.
Refrigerant must be specified at time of order.

We reserve the right to change specifications and product design without notice. Such revisions do not entitle the buyer to corresponding changes, improvements, additions or replacements for previously purchased equipment. Dimensional tolerances +/- 1/4". Metric dimensions (MM).

Required Clearance: Top 12" and Rear 3"

ELECTRICAL DATA

| | |
|---------------------|----------|
| Full Load Amps | 10.0 |
| Voltage | 115/60/1 |
| Nema Plug (8' cord) | 5-15P |

REFRIGERATION DATA

| | |
|---------------------------|---------------------|
| Horsepower | 3/4+ |
| Capacity (BTU/Hr) | 2580 |
| Heat Rejection (BTU/Hr) | 3870 |
| Charge (lbs/grams/ounces) | 0.2535 / 115 / 4.06 |

SHIPPING DATA

| | |
|-----------------------|----------|
| Gross Weight - Crated | 540 lbs. |
| Height - Crated (in) | 88" |
| Width - Crated (in) | 54" |
| Depth - Crated (in) | 41" |

ELECTRICAL CONNECTION



115/60/1
NEMA 5-15P

Unit pre-wired at factory
and include 8' long cord
and plug set.

3779 Champion Blvd., Winston-Salem, NC 27105 | 888-845-9800 | Fax: 336-245-6453 | Beverage-Air.com | Sales@bevair.com

Date Issued 2/26 | Printed in U.S.A.