



BEVERAGE-AIR®

Project: _____	AIA# _____
Item: _____	
Location: _____	SIS# _____
Approved: _____	

HBRF72HC BOTTOM MOUNT DUAL TEMPERATURE REFRIGERATOR/FREEZER

DUAL TEMPERATURE REFRIGERATOR/FREEZER

HBRF72HC Glass Door Bottom Mount Reach-In

Hydrocarbon Series

MODEL:
HBRF72HC-1-C-G

7 Year Parts/Labor Warranty
7 Year Compressor Warranty



CABINET CONSTRUCTION

- Stainless steel front, side, and grille (galvanized back & bottom)
- Stainless steel interior
- Full electronic control with one-touch defrost
- Dual temp refrigerator/freezer units provide two different operating temperature zones for different types of products
- Left: refrigerator double section
- Right: freezer single section
- One-piece grille allows easy removal/installation for preventative maintenance
- Self closing doors, 120° stay open feature with spring-loaded style hinges
- Snap-in magnetic door gaskets for easy cleaning and replacement
- Nine (9) heavy-duty epoxy coated wire shelves
- LED lighting standard
- 6" Heavy-duty casters with (2) brakes
- Certified for open food product

OPTIONS & ACCESSORIES

- Epoxy shelves
- Door locks
- Shelf clips
- 3" Casters or 6" legs
- Wine temperature control
- Door swing orientation (at time of order)
- Remote option* (see note on back page)

REFRIGERATION SYSTEM

- Uses environmentally friendly, energy efficient R290 refrigerant, and meets all regulatory requirements for CARB, SNAP, DOE & more
- Adaptive defrost
- Epoxy coated evaporator coil
- Refrigerator maintains product temperatures between 36°F to 38°F
- Freezer maintains product temperature to -10°F



Please verify qualifying units by visiting:
www.energystar.gov/cfs

3779 Champion Blvd., Winston-Salem, NC 27105
1-888-845-9800 Fax: 1-336-245-6453
Beverage-Air.com Sales@bevair.com



BEVERAGE-AIR®

MODEL	HBRF72HC-1-C-G
EXTERNAL DIMENSIONAL DATA	
Width Overall	75"
Depth Overall (with handles)	33 ½"
Height Overall (with casters)	84 ⅛"
Number of Doors	3
Depth with Door Open 90°	55 ⅞"
Door Openings (in)	21 ⅞" x 52 ¾"
INTERNAL DIMENSIONAL DATA	
NET Capacity (cubic ft.)	(R) 44.85 (F) 19.62
Internal Width Overall (in)	(R) 47" (F) 22"
Internal Depth Overall (in)	28 ½"
Internal Height Overall (in)	61 ¾"
Internal Height Usable (in)	55"
Number of Shelves	9
ELECTRICAL DATA	
Full Load Amperes	(R) 3.9 (F) 6.34
REFRIGERATION DATA	
Horsepower	(R) 1/3 (F) 3/4
Capacity (BTU/Hr)	(R) 2291 (F) 2097
Heat Rejection (BTU/Hr)	6582
Charge (lbs/grams/ounces)	(R) 0.2425 / 110 / 3.88 (F) .2094 / 95 / 3.35
SHIPPING DATA	
Gross Weight - Crated	852 lbs
Height - Crated	88"
Width - Crated	77"
Depth - Crated	45"

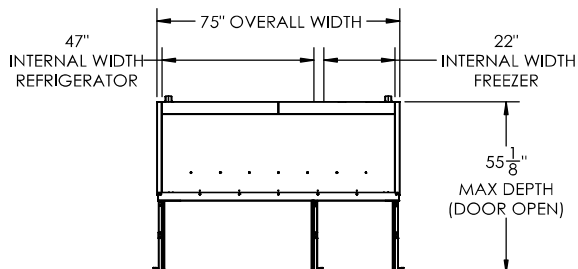
*NOTE: Remote units are field wired and come with 6" legs.
Refrigerant must be specified at time of order.

We reserve the right to change specifications and product design without notice.
Such revisions do not entitle the buyer to corresponding changes, improvements,
additions or replacements for previously purchased equipment. Dimensional
tolerances +/- 1/4". Metric dimensions (MM).

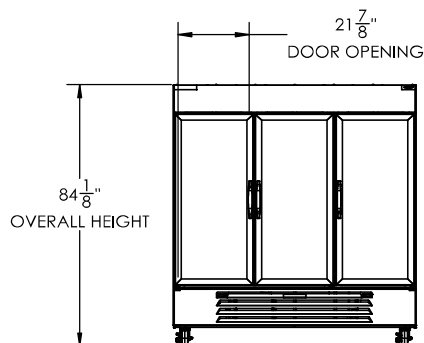
Dual Temp Bottom Mount Reach-In Glass Door Refrigerator/Freezer Model: HBRF72HC-1-C-G

Model Views

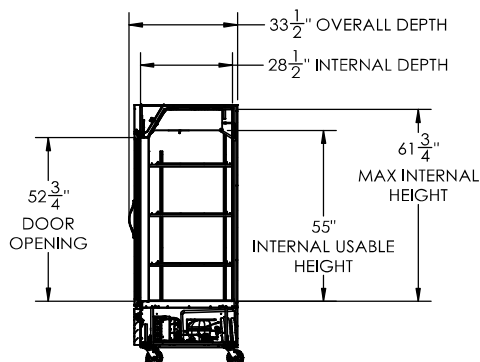
Required Clearance: Bottom & Rear 3"



PLAN VIEW



ELEVATION VIEW



SIDE VIEW

ELECTRICAL CONNECTION



115/60/1
(2) NEMA 5-15P

Unit pre-wired at factory
and include 8' long cord
and plug set.



3779 Champion Blvd., Winston-Salem, NC 27105 1-888-845-9800 Fax: 1-336-245-6453 Beverage-Air.com Sales@bevair.com

