



BEVERAGE-AIR®

PROJECT: _____
ITEM # _____ QTY: _____
MODEL # _____
AIA # _____ SIS # _____
APPROVED: _____

HORIZON BOTTOM MOUNT DUAL TEMP

HORIZON BOTTOM MOUNT DUAL TEMP

Model: HBRF49HC-1-A-G

GLASS DOOR



7 YEAR WARRANTY Parts, Labor, and Compressor

CABINET CONSTRUCTION

- Stainless steel front, side, and grille (galvanized back & bottom)
- Stainless steel interior
- Full electronic control with one-touch defrost
- Dual temp refrigerator/freezer units provide two different operating temperature zones for different types of products
- Left: refrigerator section, Right: freezer section
- One-piece grille allows easy removal/installation for preventative maintenance
- Self closing doors, 120° stay open feature with spring-loaded style hinges
- Snap-in magnetic door gaskets for easy cleaning and replacement
- Six (6) heavy duty epoxy coated wire shelves
- LED lighting standard
- 6" Heavy-duty casters with (2) brakes
- Certified for open food product



OPTIONS & ACCESSORIES

- Epoxy shelves
- Door lock
- Shelf clips
- 3" Casters or 6" legs
- Wine temperature control
- Door swing orientation (at time of order)
- Remote option* (see note on back page)

REFRIGERATION SYSTEM

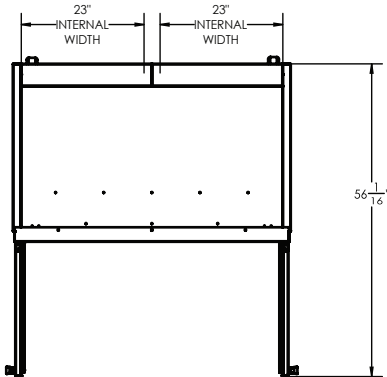
- Uses environmentally friendly, energy efficient R290 refrigerant, and meets all regulatory requirements for CARB, SNAP, DOE & more
- Adaptive defrost
- Epoxy coated evaporator coil
- Refrigerator maintains product temperatures between 36°F to 38°F
- Freezer maintains product temperature to -10°F



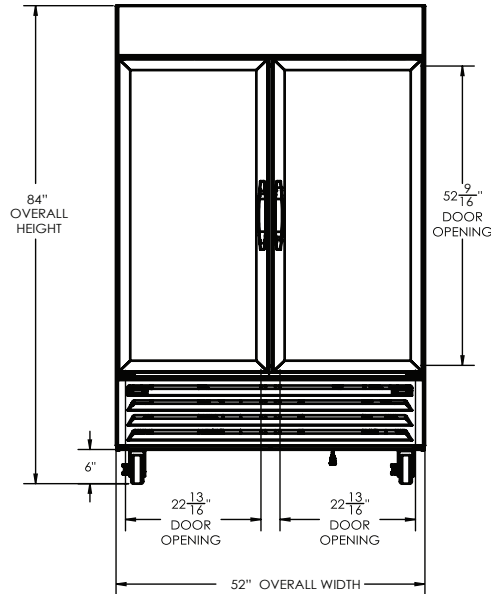
BEVERAGE-AIR®

Horizon Bottom Mount Model: HBRF49HC-1-A-G

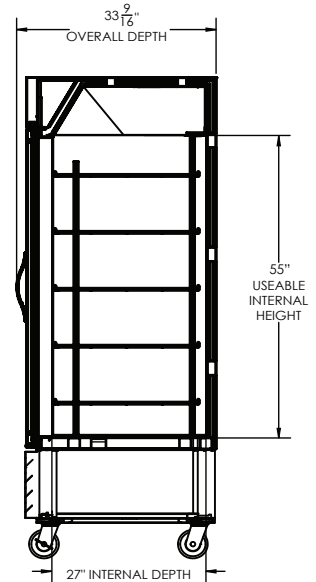
PLAN VIEW



ELEVATION VIEW



SIDE VIEW



EXTERNAL DIMENSIONAL DATA

Width Overall (in)	52"
Depth Overall (in)	33 3/4"
Height Overall (in)	84"
Number of Doors	2
Depth with Door Open 90° (in)	56 1/16"
Door Openings (in)	22 13/16" x 52 9/16"

INTERNAL DIMENSIONAL DATA

NET Capacity (cubic ft.)	(R) 21.01 / (F) 21.01
Internal Width Overall (in)	(2) 23"
Internal Depth Overall (in)	27"
Internal Height Usable (in)	55"
Number of Shelves	10 (5 per section)

*NOTE: Remote units are field wired and come with 6" legs.
Refrigerant must be specified at time of order.

We reserve the right to change specifications and product design without notice. Such revisions do not entitle the buyer to corresponding changes, improvements, additions or replacements for previously purchased equipment. Dimensional tolerances +/- 1/4". Metric dimensions (MM).

Required Clearance: Bottom & Rear 3"

ELECTRICAL DATA

Full Load Amps	(R) 2.88 (F) 6.34
Voltage	115/60/1
Nema Plug (8' cord)	(2) 5-15P

REFRIGERATION DATA

Horsepower	(R) 1/4 (F) 3/4
Capacity (BTU/Hr)	(R) 1702 (F) 2097
Heat Rejection (BTU/Hr)	4848
Charge (lbs/grams/ounces)	(R) 0.1987 / 90 / 3.18 (F) 0.2094 / 95 / 3.35

SHIPPING DATA

Gross Weight - Crated	608 lbs.
Height - Crated (in)	88"
Width - Crated (in)	53"
Depth - Crated (in)	35"

ELECTRICAL CONNECTION



115/60/1
NEMA (2) 5-15P

Unit pre-wired at factory and include 8' long cord and plug set.

3779 Champion Blvd., Winston-Salem, NC 27105 | 888-845-9800 | Fax: 336-245-6453 | Beverage-Air.com | Sales@bevair.com

Date Issued 1/26 | Printed in U.S.A.