



BEVERAGE-AIR®

Project: _____	AIA# _____
Item: _____	
Location: _____	SIS# _____
Approved: _____	

HBR49HC BOTTOM MOUNT REACH-IN REFRIGERATOR

HORIZON BOTTOM MOUNT REACH-IN

HBR49HC Half-Glass Door Reach-In Refrigerator

Hydrocarbon Series

MODEL:

HBR49HC-1-HG



7 Year Parts/Labor Warranty

7 Year Compressor Warranty

CABINET CONSTRUCTION

- Stainless steel front, side, and grille (galvanized back & bottom)
- Stainless steel interior
- LED lighting
- Full electronic control with one-touch defrost
- One-piece grille allow easy removal/installation for preventative maintenance
- Self closing door with 120° stay open feature
- Spring-loaded style hinges
- Plug-in magnetic door gaskets
- Six (6) heavy duty epoxy coated wire shelves
- 6" Casters with two (2) brakes

OPTIONS & ACCESSORIES

- Stainless steel universal tray slide pair, 1 tray slide set for (1) 18" x 26" or (2) 14" x 18" pans (AC)
- Wine models
- Door locks
- 3" Casters or 6" legs
- Epoxy shelves
- Shelf clips
- Remote option* (see note on back page)

REFRIGERATION SYSTEM

- Uses environmentally friendly, energy efficient R290 refrigerant, and meets all regulatory requirements for CARB, SNAP, DOE & more
- Hot gas condensate evaporator
- Adaptive defrost
- Epoxy coated evaporator coil
- Maintains product temperatures between 36°F and 38°F



Please verify qualifying units by visiting:
www.energystar.gov/cfs

3779 Champion Blvd., Winston-Salem, NC 27105
1-888-845-9800 Fax: 1-336-245-6453
Beverage-Air.com Sales@bevair.com



BEVERAGE-AIR®

MODEL	HBR49HC-1-HG
EXTERNAL DIMENSIONAL DATA	
Width Overall	52"
Depth Overall with Handle	33 ¾"
Height Overall	84 ¼"
Number of Doors	4
Depth with Door Open 90°	56"
Door Openings (in)	22 ¾" x 24 ⅝"
INTERNAL DIMENSIONAL DATA	
NET Capacity (cubic ft.)	46.15
Internal Width Overall (in)	49"
Internal Depth Overall (in)	26"
Internal Height Overall (in)	61 ⅝"
Internal Height Useable (in)	55"
Number of Shelves	6
ELECTRICAL DATA	
Full Load Amperes 115/60/1	3.9
REFRIGERATION DATA	
Horsepower	1/3
Capacity (BTU/Hr)	2291
Heat Rejection (BTU/Hr)	3436.5
Charge (lbs/grams/ounces)	0.2425 / 110 / 3.9
SHIPPING DATA	
Gross Weight - Crated	615 lbs
Height - Crated	88"
Width - Crated	56"
Depth - Crated	37"

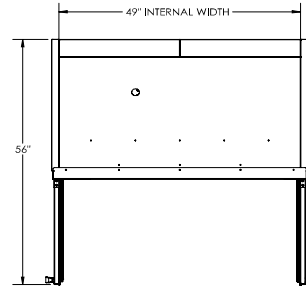
*NOTE: Remote units are field wired and come with 6" legs.
Refrigerant must be specified at time of order.

We reserve the right to change specifications and product design without notice.
Such revisions do not entitle the buyer to corresponding changes, improvements, additions or replacements for previously purchased equipment. Dimensional tolerances +/- 1/4". Metric dimensions (MM).

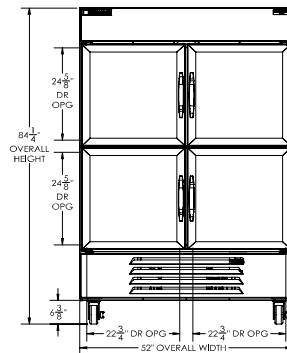
Bottom Mount Reach-In Refrigerator Model: HBR49HC-1-HG

Model Views

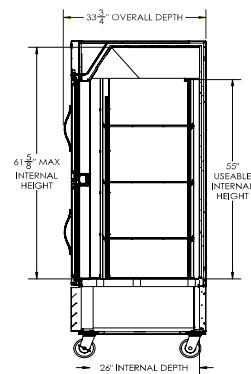
Required Clearance: Bottom & Rear 3"



PLAN VIEW



ELEVATION VIEW



SIDE VIEW

ELECTRICAL CONNECTION



115/60/1
NEMA 5-15P

Unit pre-wired at factory
and include 8' long cord
and plug set.



3779 Champion Blvd., Winston-Salem, NC 27105 1-888-845-9800 Fax: 1-336-245-6453 Beverage-Air.com Sales@bevair.com

