



BEVERAGE-AIR®

Project: _____	AIA# _____
Item: _____	
Location: _____	SIS# _____
Approved: _____	

HBF12HC BOTTOM MOUNT REACH-IN FREEZER

HORIZON BOTTOM MOUNT REACH-IN

HBF12HC Glass Door Reach-In Freezer

Hydrocarbon Series

MODEL:

HBF12HC-1-G



7 Year Parts/Labor Warranty

7 Year Compressor Warranty

CABINET CONSTRUCTION

- Stainless steel front, side, and grille (galvanized back & bottom)
- Stainless steel interior
- Full electronic control with one-touch defrost
- One-piece grille allow easy removal/installation for preventative maintenance
- Double pane LowE argon filled glass door features inside and outside panes that are tempered for added safety
- Self closing door with 120° stay open feature
- LED lighting
- Spring-loaded style hinges
- Plug-in magnetic door gaskets
- Four (4) heavy duty epoxy coated wire shelves
- 6" Casters with two (2) brakes

OPTIONS & ACCESSORIES

- 3" Casters or 6" legs
- Epoxy shelves
- Shelf clips
- Remote option* (see note on back page)

REFRIGERATION SYSTEM

- Uses environmentally friendly, energy efficient R290 refrigerant, and meets all regulatory requirements for CARB, SNAP, DOE & more
- Hot gas condensate evaporator
- Adaptive defrost
- Epoxy coated evaporator coil
- Freezer capable of maintaining product temperature down to -10°F



Please verify qualifying units by visiting:
www.energystar.gov/cfs

3779 Champion Blvd., Winston-Salem, NC 27105
1-888-845-9800 Fax: 1-336-245-6453
Beverage-Air.com Sales@bevair.com



BEVERAGE-AIR®

MODEL	HBF12HC-1-G
EXTERNAL DIMENSIONAL DATA	
Width Overall	24"
Depth Overall with Handle	24 1/2"
Height Overall with Casters	67 3/8"
Number of Doors	1
Depth with Door Open 90°	46 3/8"
Door Opening (in)	20 7/8" x 48 1/2"
INTERNAL DIMENSIONAL DATA	
NET Capacity (cubic ft.)	11.9
Internal Width Overall (in)	21"
Internal Depth Overall (in)	18 1/4"
Internal Height Overall (in)	48 3/4"
Internal Height Useable (in)	44 3/4"
Number of Shelves	4
ELECTRICAL DATA	
Full Load Amperes 115/60/1	5.0
REFRIGERATION DATA	
Horsepower	1/2
Capacity (BTU/Hr)	1624
Heat Rejection (BTU/Hr)	2436
Charge (lbs/grams/ounces)	0.1102 / 50 / 1.8
SHIPPING DATA	
Gross Weight - Crated	290 lbs
Height - Crated	68"
Width - Crated	27"
Depth - Crated	29"

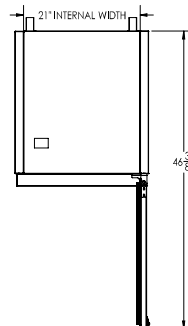
*NOTE: Remote units are field wired and come with 6" legs.
Refrigerant must be specified at time of order.

We reserve the right to change specifications and product design without notice.
Such revisions do not entitle the buyer to corresponding changes, improvements,
additions or replacements for previously purchased equipment. Dimensional
tolerances +/- 1/4". Metric dimensions (MM).

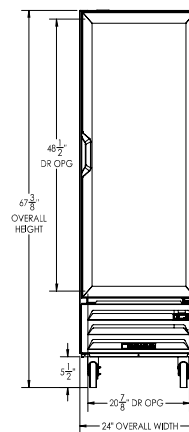
Bottom Mount Reach-In Freezer Model: HBF12HC-1-G

Model Views

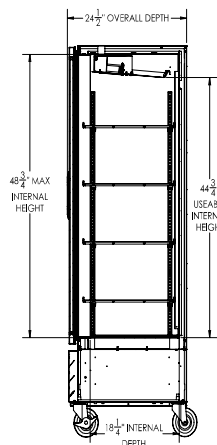
Required Clearance: Bottom & Rear 3"



PLAN VIEW



ELEVATION VIEW



SIDE VIEW

ELECTRICAL CONNECTION



115/60/1
NEMA 5-15P

Unit pre-wired at factory
and include 8' long cord
and plug set.



3779 Champion Blvd., Winston-Salem, NC 27105 1-888-845-9800 Fax: 1-336-245-6453 Beverage-Air.com Sales@bevair.com

