



There's only one #1™

Toast-Qwik® Electric Conveyor Toasters

Models: TQ-10, -400, -405, -400BA, -400H

The Hatco Toast-Qwik® is an economical conveyor toaster with fast, dependable and versatile toasting. These toasters utilize conveyor speed, not temperature to determine toasting color.

Standard features

- Hatco's ColorGuard sensing system assures toast uniformity. (excludes TQ-10)
- Optional power save mode with indicator light saves energy and money during slow periods
- Efficient design of front or rear discharge allows Toast-Qwik to be placed where it is most convenient – for sending product to operator side or customer/server
- BA models toast one side only and are for bagels and buns only, cut side up
- Opening height is 2" (51 mm) and for H models is 3" (76 mm)
- Insulation and an interior fan provide cool surface temperatures
- TQ-10 has a durable painted steel top and aluminized steel construction with powdercoated black top or lower side covers
- Toast storage area keeps bread warm and dry
- Permanently lubricated ball bearing motor and heating elements guaranteed against burnout and breakage for two years

Project _____

Item # _____

Quantity _____



Options (available at time of purchase only)

- ☐ Automatic Power Save Mode (TQ-400 Series only)

Accessories

- ☐ Additional extended feed guide (Add 3" [76 mm])
(Not available for TQ-10 Model)
- ☐ Security Package



IFS anti-microbial coatings use naturally-occurring, environmentally sustainable, silver ions to help inhibit the growth of microbes on the powder coated surface. See www.hatcocorp.com/antimicrobial-paint for more information.



For operation, location and safety information, please refer to the Installation and Operating Manual.



HATCO CORPORATION

P.O. Box 340500 Milwaukee, WI 53234-0500 U.S.A. | (414) 671-6350



www.hatcocorp.com

support@hatcocorp.com

[Find a Hatco Rep](#)

[Image Library](#)

[Document Library](#)

[Patents](#)

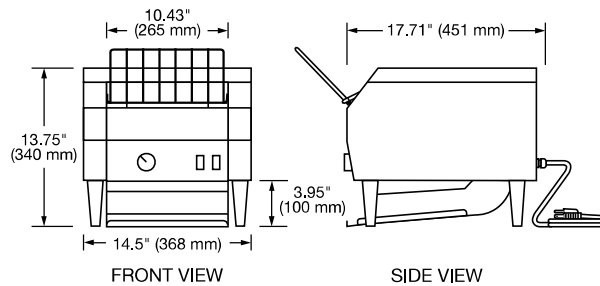
[Chat](#)



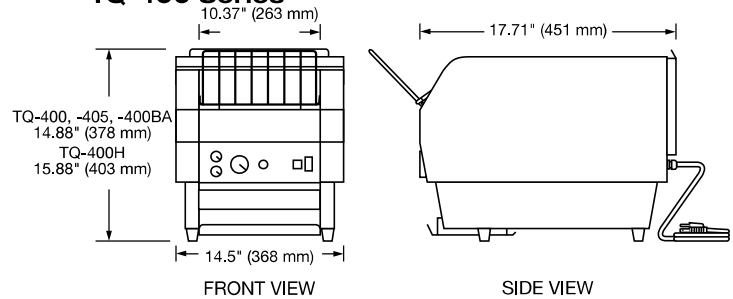
Toast Qwik® Electric Conveyor Toasters

Models: TQ-10, -400, -405, -400BA, -400H

TQ-10



TQ-400 Series



SPECIFICATIONS

Toast-Qwik® Conveyor Toasters

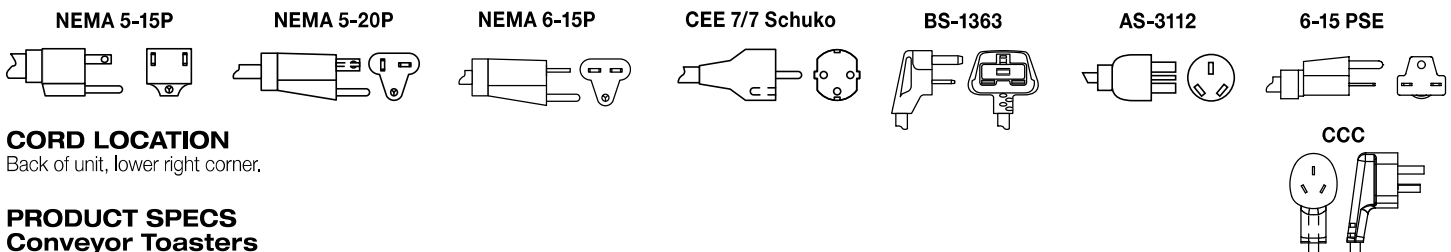
The shaded areas contain electrical information for International models

Model	Dimensions (W x D x H ‡)	Volts	Hertz	Phase	Watts	Amps	Plug	Approx. Ship Weight
TQ-10	14.5" x 17.71" x 13.75" (368 x 451 x 340 mm)	120	60	Single	1800	15.0	NEMA 5-15P*	42 lbs. (19 kg)
		208			1830	8.8	NEMA 6-15P	
		240				7.6		
		200	50/60	Single	2070	10.4	AS 3112	42 lbs. (19 kg)
		220-230 (CE)			1866-2048	8.5-8.9	CEE 7/7, BS-1363, or AS 3112	
		230-240 (CE)			2048-2221	8.9-9.3		
TQ-400	14.5" x 17.71" x 14.88" (368 x 451 x 378 mm)	120	60	Single	1790	14.9	NEMA 5-15P*	46 lbs. (21 kg)
		208			2230	10.7	NEMA 6-15P	
		240				9.3		
		200	50/60	Single	2064	10.3	6-15 PSE	46 lbs. (21 kg)
		220-230 (CE)			1860-2030	8.5-8.8	CEE 7/7, BS-1363, AS 3112, or CCC	
		230-240 (CE)			2030-2210	8.8-9.2		
TQ-405	14.5" x 17.71" x 14.88" (368 x 451 x 378 mm)	220-230 (CE)	50-60	Single	2131-2330	9.7-10.1	CEE 7/7, BS-1363, or AS 3112	46 lbs. (21 kg)
		230-240 (CE)			2030-2210	8.8-9.2		
TQ-400H	14.5" x 17.71" x 15.88" (368 x 451 x 403 mm) Tray extends 2.5" (64 mm) in rear	208	60	Single	2230	10.7	NEMA 6-15P	46 lbs. (21 kg)
		240				9.3		
		200				10.3		
		220-230 (CE)	50/60	Single	2131-2330	9.7-10.1	CEE 7/7, BS-1363, AS 3112 or CCC	46 lbs. (21 kg)
		230-240 (CE)			2030-2210	8.8-9.2		
TQ-400BA	14.5" x 17.71" x 14.88" (368 x 451 x 378 mm)	120	60	Single	1780	14.8	NEMA 5-15P*	46 lbs. (21 kg)
		208			1880	9.0	NEMA 6-15P	
		240				7.8		
		200	50/60	Single	1848	9.2	6-15 PSE	46 lbs. (21 kg)
		220-230 (CE)			1765-1930	8.0-8.4	CEE 7/7, BS-1363, AS 3112 or CCC	
		230-240 (CE)			1930-2100	8.4-8.8		

‡ TQ-400 and -400BA, add 2.5" (64 mm) to depth if using tray extension in rear. Height includes legs.

* Canadian models use NEMA 5-20P.

PLUG CONFIGURATIONS



CORD LOCATION

Back of unit, lower right corner.

PRODUCT SPECS Conveyor Toasters

The electric Toast-Qwik® Conveyor Toaster with ColorGuard sensing system (excludes TQ-10) shall be a Hatco model ... as manufactured by the Hatco Corporation, Milwaukee, WI 53234 U.S.A.

The Toaster shall have the capacity to toast up to ... pieces per minute and it shall be rated at ... kW, ... volts, single phase. The toaster shall be of stainless steel design and shall include a front mounted control panel with

a toast selector knob, variable speed control knob, and an aluminum toast collector pan (excluding TQ-10). The toaster will have multiple metal sheathed heating elements and an impedance protected motor. It shall be complete with factory attached UL listed 4' (102 mm) cord and plug.

Warranty consists of 24/7 parts and service assistance (U.S. and Canada only).

HATCO CORPORATION

P.O. Box 340500 Milwaukee, WI 53234-0500 U.S.A. | (414) 671-6350



www.hatcocorp.com

support@hatcocorp.com

[Find a Hatco Rep](#)

[Image Library](#)

[Document Library](#)

[Patents](#)

[Chat](#)