

WIRE SHELVING



with
Optional Casters

Item #: _____ **Qty #:** _____
Model #: _____
Project #: _____

WIRE SHELVING

GREEN EPOXY POSTS WITH ADJUSTABLE FOOT

Numbered Posts




GREEN EPOXY POSTS

MODEL #	Post Height	Boxed Weight
EGP-14	14"	4 lbs.
EGP-34	34"	8 lbs.
EGP-54	54"	12 lbs.
EGP-64	64"	15 lbs.
EGP-74	74"	17 lbs.
EGP-86	86"	20 lbs.

GREEN EPOXY POSTS FOR CASTERS

MODEL #	Post Height	Post Height with Casters	Boxed Weight
EGPC-14	14"	20"	4 lbs.
EGPC-34	34"	40"	8 lbs.
EGPC-54	54"	60"	12 lbs.
EGPC-64	64"	70"	15 lbs.
EGPC-74	74"	80"	17 lbs.
EGPC-86	86"	92"	20 lbs.

Posts are packed 4 to a box.



MODEL #	Shelf Size	Boxed Weight
EG-1424	14" x 24"	35 lbs.
EG-1430	14" x 30"	41 lbs.
EG-1436	14" x 36"	47 lbs.
EG-1442	14" x 42"	52 lbs.
EG-1448	14" x 48"	58 lbs.
*EG-1460	14" x 60"	38 lbs.
*EG-1472	14" x 72"	45 lbs.
EG-1824	18" x 24"	39 lbs.
EG-1830	18" x 30"	45 lbs.
EG-1836	18" x 36"	51 lbs.
EG-1842	18" x 42"	56 lbs.
EG-1848	18" x 48"	64 lbs.
*EG-1854	18" x 54"	35 lbs.
*EG-1860	18" x 60"	41 lbs.
*EG-1872	18" x 72"	49 lbs.
EG-2124	21" x 24"	41 lbs.
EG-2130	21" x 30"	48 lbs.
EG-2136	21" x 36"	55 lbs.
EG-2142	21" x 42"	63 lbs.
EG-2148	21" x 48"	70 lbs.
*EG-2154	21" x 54"	41 lbs.
*EG-2160	21" x 60"	45 lbs.
*EG-2172	21" x 72"	48 lbs.
EG-2424	24" x 24"	44 lbs.
EG-2430	24" x 30"	51 lbs.
EG-2436	24" x 36"	58 lbs.
EG-2442	24" x 42"	64 lbs.
EG-2448	24" x 48"	72 lbs.
*EG-2454	24" x 54"	41 lbs.
*EG-2460	24" x 60"	47 lbs.
*EG-2472	24" x 72"	55 lbs.

24" to 48" length shelves are packed 4 to a box and
*54", 60" and 72" shelves are packed 2 to a box.

FEATURES:

3 truss design (Shelves with 24", 30" & 36" Lengths have two trusses)
Each shelf holds up to 800 lbs. evenly distributed weight.
NSF approved for all environments (including Dry, Refrigerators, Freezers, and Warewashing Areas.)
Posts are numbered for easy assembly.

CONSTRUCTION:

Unit assembles using tapered split sleeves.
For mobile units, 5" swivel Rubber or Poly casters includes set of 4 casters, (2 with brakes) and 4 donut bumpers.

MATERIAL:

Zinc plated wire with green epoxy coating.


OPTIONAL ACCESSORIES

	MODEL #	Qty
5" Rubber Swivel Stem Caster	EC-25	
5" Poly Swivel Stem Caster	EC-26	

DETAILS and SPECIFICATIONS

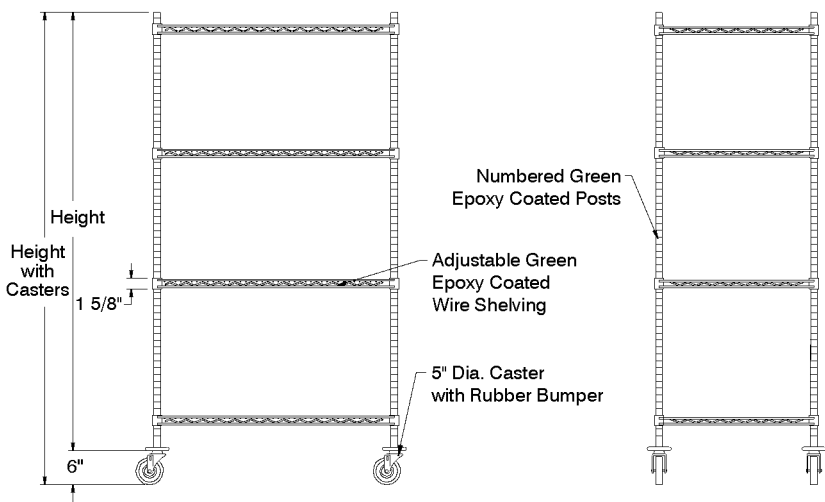
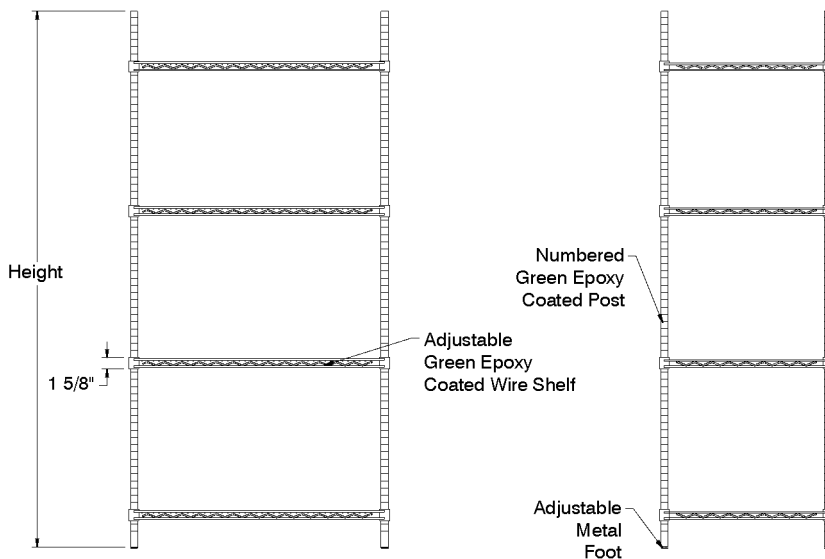
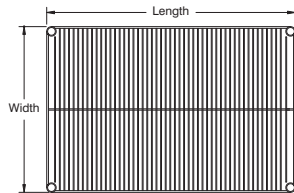
TOL $\pm .500"$

ALL DIMENSIONS ARE TYPICAL



3 Truss Design

(Shelves with 24", 30" & 36" Lengths have two trusses)



With Optional Casters

