

Project \_\_\_\_\_  
 Item \_\_\_\_\_  
 Quantity \_\_\_\_\_  
 CSI Section 11400  
 Approved \_\_\_\_\_  
 Date \_\_\_\_\_

# Garland Induction

INSTINCT SERIES - COUNTERTOP WOK 3.5 & 5.0kW

## Models

- INSTINCT Wok 3.5 (formerly SHWO3500)
- INSTINCT Wok 5 (formerly SHWO5000)

powered by  
**INDUCS**



INSTINCT WOK 3.5 / 5

## Standard Features

- Realtime Temperature Control System RTCsmp®
- 12 power levels
- 11.8 inches (300 mm) Ceran Wok Glass Diameter
- Timer function
- Energy efficient
- Convenient and reliable
- Heats up quickly
- Overheat protection
- Easy to clean, high temperature ceran glass top
- LED Display
- Simple and intuitive "Tap and Turn" knob
- Includes plug and cord (6 ft. - 1.8 m)



## Properties

- Continuous temperature measurement at the bottom of the pan with RTCsmp technology (Realtime Temperature Control System multi-point)
- Automatic shut-off feature prevents overheating and prolongs the life of both the wok and the cookware
- Even heat for optimal cooking results
- Direct heat transfer eliminates heat in the area around the wok
- Cool to the touch cooking surface means no burned on food after cooking
- Reduction of the maximum power from 100% to 25%
- Single-phase version (up to 3.5kW) at 208V - 240V: identical worldwide
- The wok adjusts to the power available
- Requires the use of induction-compatible pan
- Warranty: 2 years on parts & labor (US and Canada only)

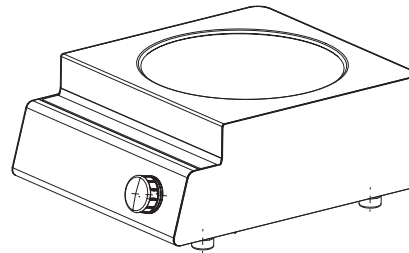
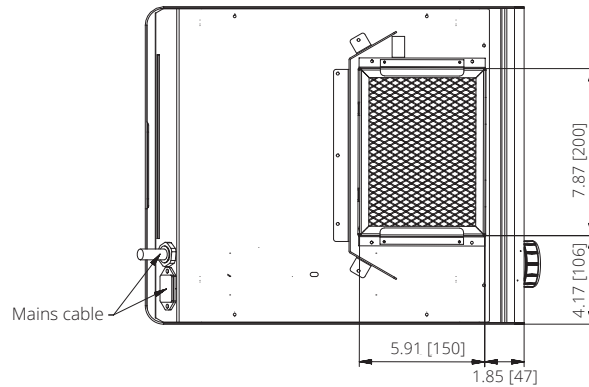
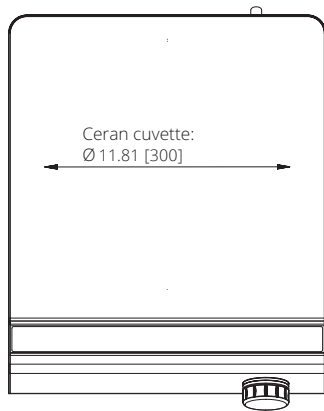
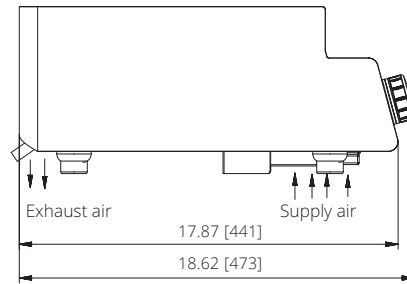
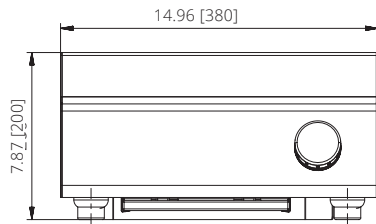
## Advanced Features

- Even heat distribution across the entire cooking surface
- Height-adjustable, locking feet
- Removable, washable and reusable air filter
- Incoming Voltage Detection
- Easy Power Reduction
- Quiet ventilation for less noise







**INSTINCT™**  
 GARLAND INDUCTION WOK (COUNTER-TOP), WOK CERAN BOWL 11.8 INCHES DIAMETER

Dimensions are specified in inches [mm]



Number of heating zones 1  
Ceran glass surface diameter 11.8 inches / 300 mm Wok Ceran bowl  
Inductor diameter Inductor coil 10.63 inches / 270 mm  
Power levels 12  
Housing Stainless steel

Model	INSTINCT WOK 3.5		INSTINCT WOK 5	
Model Number	GIIC-SW3.5		GIIC-SW5.0	
Dimensions W (L) x D (P) x H	14.96 x 18.62 x 7.87 inches [380 x 473 x 200 mm]		14.96 x 18.62 x 7.87 inches [380 x 473 x 200 mm]	
Weight	31 lbs [14 kg]		36 lbs [16 kg]	
Electrical Specifications	Single Phase		3 Phases	
Power, Watts	1 x 3500W - 17 amp		1 x 5000W - 14 amp	
Electrical supply V/Hz	208-240 V/50-60 Hz/1		208-240 V/50-60 Hz/3	380-440 V/50-60 Hz/3
Certification Marks	UL	CE	UL	CE
Plug (to precise at time of order)	 NEMA 6-20P	 EU1-16P	 NEMA 15-20P	 EU 5-Pole
Shipping Information				
Dimensions W (L) x D (P) x H	26.38 x 18.51 x 11.42 inches [670 x 470 x 290 mm]		26.38 x 18.51 x 11.42 inches [670 x 470 x 290 mm]	
Weight	40 lbs [18 kg]		42 lbs [19 kg]	

Note:

Garland products are not approved or authorized for home or residential use, but are intended for commercial applications only.  
Garland will not provide service, warranty, maintenance or support of any kind other than in commercial applications.

Welbilt reserves the right to make changes to the design or specifications without prior notice.

Garland Commercial Ranges Ltd.  
1177 Kamato Road,  
Mississauga, Ontario  
L4W 1X4 CANADA

General Inquiries 1-905-624-0260  
USA Sales 1-800-424-2411  
Canadian Sales 1-888-442-7526  
US/Canada KitchenCare Parts & Service  
1-844-724-2273

[www.garland-group.com](http://www.garland-group.com)  
6584D  
06/20