



14 GAUGE STAINLESS STEEL

# THREE STATION FLOOR MOUNTED SINK WITH TUBULAR LEGS TOE-PUSH OPERATED



TOE-PUSH OPERATED

Item #: \_\_\_\_\_ Qty #: \_\_\_\_\_  
Model #: \_\_\_\_\_  
Project #: \_\_\_\_\_



8" sink bowl depth.  
Stainless steel "Z" brackets (2) supplied each unit.  
One **K-6** 3 1/2" rear basket drain.  
Four tubular stainless steel legs with stainless steel bullet feet.  
One stainless steel support shelf with rear turn-up.  
**Toe-Push Operated:** Includes three **K-104** toe-push valves and three **K-121** spouts.  
Single holes provided.

## CONSTRUCTION:

All TIG welded.  
Welded areas blended to match adjacent surfaces and to a satin finish.  
Die formed tubular wall brackets.

## MATERIAL:

All 14 gauge type "304" stainless steel.  
1 5/8" tubular "304" stainless steel legs.  
Stainless steel gussets.

## MECHANICAL:

Single faucet holes.

| Model #    | Length | # of Spouts | # of Legs | Wt.      | Cu. Ft. |
|------------|--------|-------------|-----------|----------|---------|
| FS-WM-60FV | 60"    | 3           | 4         | 140 Lbs. | 43      |

[Click Here For Install Guide](#)



## MULTI-STATION ACCESSORIES & REPLACEMENT PARTS

| Model        | Description  | QTY:  |
|--------------|--|-------|
| <b>K-6</b>   | 3 1/2" Drain (1 1/2" I.P.S.)                                 | _____ |
| <b>K-06</b>  | Splash Mount Faucet Mounting Kit                             | _____ |
| <b>K-13</b>  | Stainless Steel Soap Dispenser (Wall Mount Only)             | _____ |
| <b>K-104</b> | Toe-Push Valve Assembly                                      | _____ |
| <b>K-121</b> | Single Hole, Splash Mounted 3-1/2" Gooseneck Spout           | _____ |
| <b>K-411</b> | Strainer Plate for 3-1/2" Drain                              | _____ |
| <b>K-508</b> | Special Sizing Charge (Larger Size Cut Down To Smaller Size) | _____ |
| <b>TA-19</b> | Adjustable Stainless Steel Flanged Bullet Foot               | _____ |



K-121



K-104



K-13



K-411

TA-19



K-06

= Ships UPS

Standard Faucets conform to NSF 61 Standard 9 and compliance to AB 1953 Standards.

**WARNING:** Equipment that include faucets on this page may contain a chemical known to the State of California to cause cancer, birth defects or other reproductive harm.



Customer Service Available To Assist You **1-800-645-3166** 8:30 am - 8:00 pm E.S.T.

For Orders & Customer Service:

Email: [customer@advancetabco.com](mailto:customer@advancetabco.com) or Fax: 631-242-6900

For Smart Fabrication™ Quotes:

Email: [smartfab@advancetabco.com](mailto:smartfab@advancetabco.com) or Fax: 631-586-2933

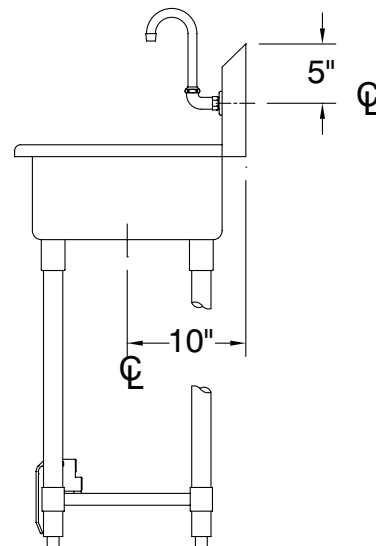
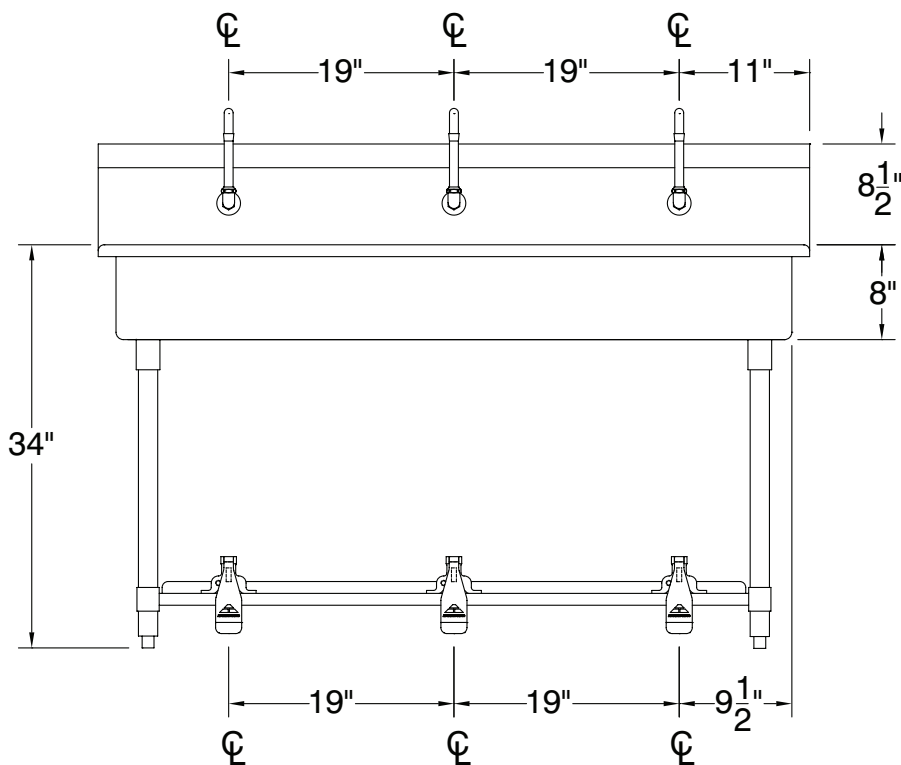
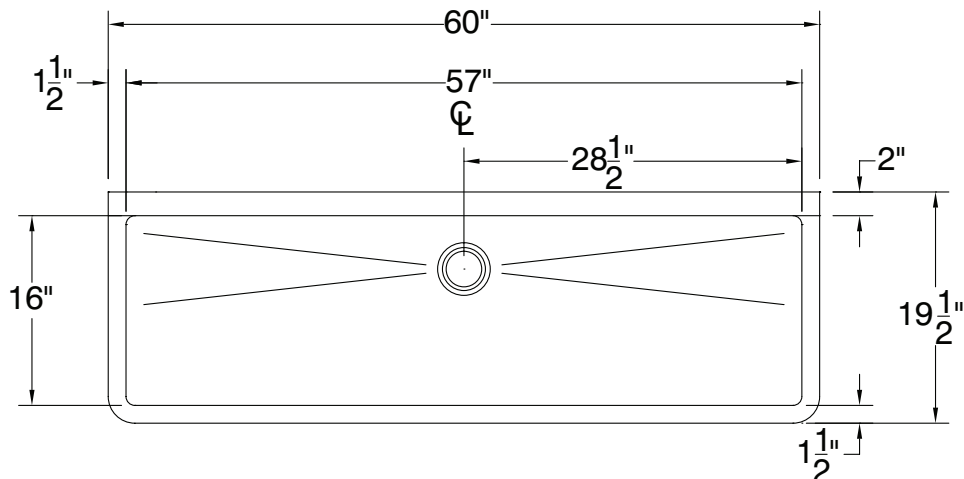
REF-JJ

# DETAILS and SPECIFICATIONS

TOL  $\pm .500''$

ALL DIMENSIONS ARE TYPICAL

FS-WM-60FV



140 Lbs.

