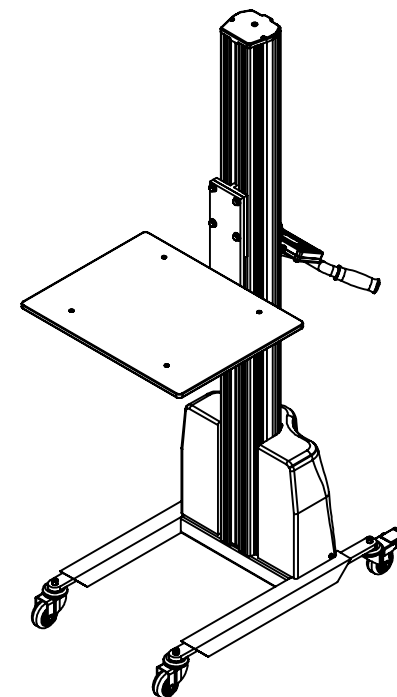
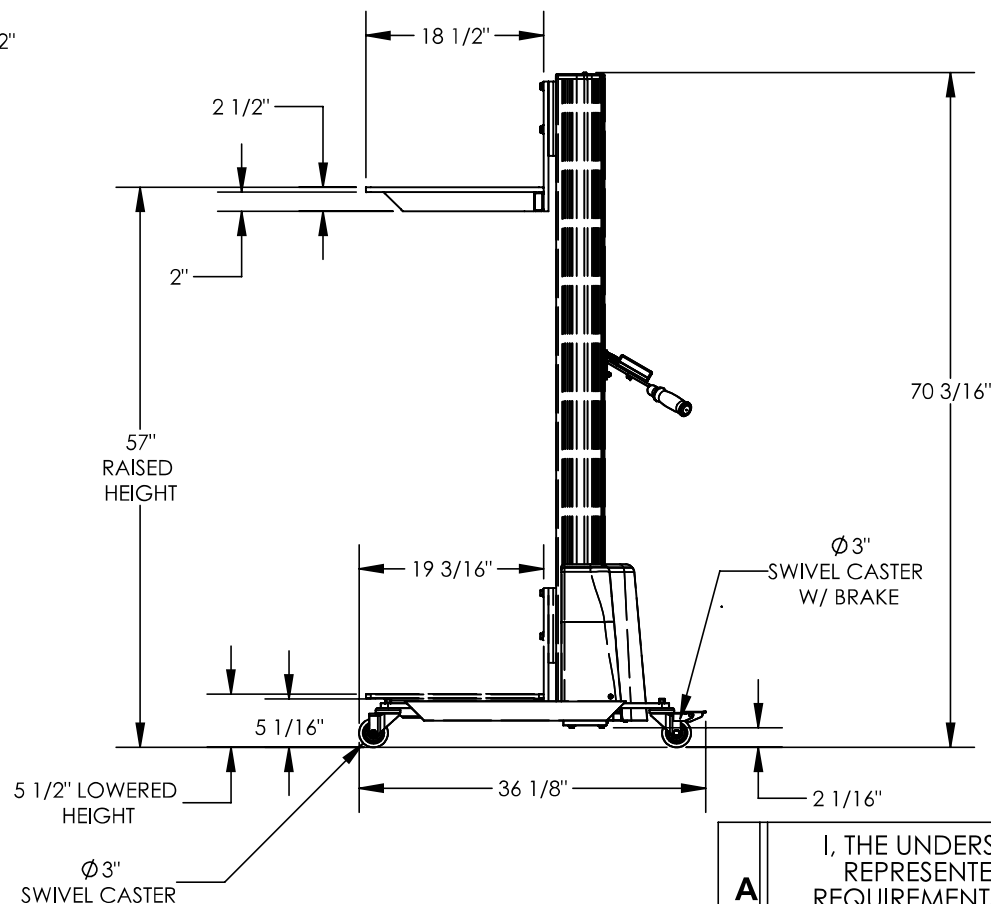
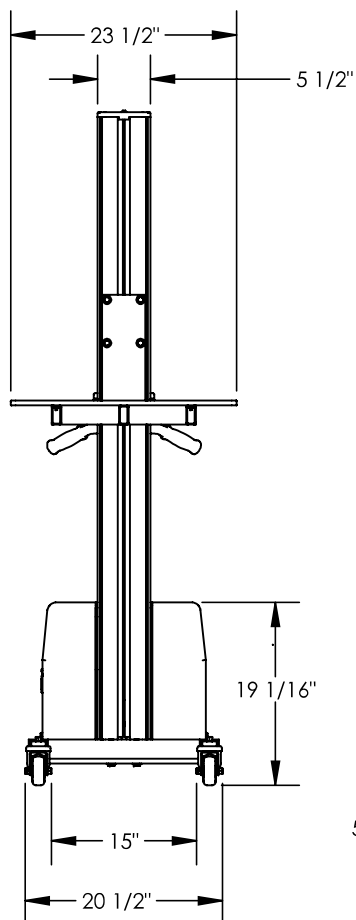


DC POWERED ALUMINUM QUICK LIFT - PEL-88A-D3

APPROX WEIGHT: 140.82 lbs.
DOES NOT INCLUDE WEIGHT OF POWER OR PACKAGING!!!

*** ANY ADDITIONS, DELETIONS, OR OMISSIONS MUST BE CORRECTED ON THIS DRAWING AS THIS DRAWING WILL BE CONSIDERED ALL INCLUSIVE ***
ALL GRAPHICS PROVIDED ARE FOR REFERENCE ONLY. IF CERTAIN DIMENSIONS ARE CRITICAL PLEASE VERIFY THOSE DIMENSIONS WITH YOUR SALESPERSON



DIMENSION TOLERANCE $\pm 1/4"$

SPECIAL FEATURES

MODEL NUMBER IS PEL-88A-D3
ALUMINUM CONSTRUCTION
PLATFORM WIDTH 23 1/2"
PLATFORM LENGTH IS 18 1/2"
LOWERED HEIGHT IS 5 1/2"
RAISED HEIGHT IS 57"
MAX CAPACITY IS 175 LBS.
Ø 3" POLY ON POLY STEM CASTERS
2 SWIVEL W/ BRAKE & 2 SWIVEL

SPECIAL FEATURES

NONE

24V DC POWER

ON-BOARD BATTERY
INDICATOR & CHARGER
CONTACT FACTORY FOR
OTHER POWER OPTIONS

APPROVAL

I, THE UNDERSIGNED, AGREE THAT THE PRODUCT AS REPRESENTED SATISFIES DESIGN AND DIMENSION REQUIREMENTS. I ALSO ACKNOWLEDGE MY DUTY TO CONFIRM PRODUCT AND INSTALLATION COMPLIANCE WITH ALL APPLICABLE FEDERAL, STATE AND LOCAL REGULATIONS AND STANDARDS.
UNITS REQUIRING APPROVAL DRAWINGS OR MODIFIED ARE NON-RETURNABLE
[] As drawn [] As marked

Signed: _____ Date: _____

Printed Name: _____

LEAD TIME WILL START UPON RECEIPT OF SIGNED APPROVAL DRAWING

DISTRIBUTOR'S NAME:		P.O.#
VESTIL MANUFACTURING		X
DRAWN BY: KJY	DATE: 07/09/13	W.O.#
REFERENCE: X	SCALE: 1:20	X
QUOTED LEAD TIME: X	QUOTE #	SALES: X
	X	FILE NAME:
		42-007-002