



# 16 GAUGE STAINLESS STEEL THREE STATION WALL MOUNTED SINK WITH TUBULAR SUPPORTS ELECTRONIC OPERATED



Hands-Free Electronic Faucet

Item #: \_\_\_\_\_ Qty #: \_\_\_\_\_  
Model #: \_\_\_\_\_  
Project #: \_\_\_\_\_



## FEATURES:

- 8 1/2" high backsplash.
- 8" sink bowl depth.
- Two stainless steel "Z" brackets supplied each unit.
- One 3 1/2" rear basket drain.
- Two tubular stainless steel support brackets that allow full clearance underneath.
- Electronic Operated:** Includes three **K-175** Electronic Faucets.
- Single holes provided.

## CONSTRUCTION:

- All TIG welded.
- Welded areas blended to match adjacent surfaces and to a satin finish.
- Die formed tubular wall brackets.

## MATERIAL:

- All 16 gauge type "304" stainless steel.
- 1 5/8" tubular "304" stainless steel wall brackets.
- Stainless steel gussets.

## MECHANICAL:

- Single faucet holes.

| Model #    | Length | # of Faucets | # of Wall Supports | Wt.     | Cu. Ft. |
|------------|--------|--------------|--------------------|---------|---------|
| FC-WM-60EF | 60"    | 3            | 2                  | 84 Lbs. | 22      |


[Click Here For Install Guide](#)



## MULTI-STATION ACCESSORIES & REPLACEMENT PARTS



K-175



K-411



K-13

| Model | Description  | QTY:  |
|-------|--|-------|
| K-6   | 3 1/2" Drain (1 1/2" I.P.S.)                                 | _____ |
| K-13  | Stainless Steel Soap Dispenser (Wall Mount Only)             | _____ |
| K-175 | Single Hole, Splash Mounted 3-1/2" Electronic Faucet         | _____ |
| K-411 | Strainer Plate for 3-1/2" Drain                              | _____ |
| K-508 | Special Sizing Charge (Larger Size Cut Down To Smaller Size) | _____ |
| TA-19 | Adjustable Stainless Steel Flanged Bullet Foot               | _____ |

= Ships UPS

## FLOOR STANDING LEGS MODIFICATION

Converts Wall Mounted FS-WM SERIES Sink To A Free Standing Floor Unit.

- Stainless Steel Legs with Flanged Feet
- Sides and Rear Cross Bracing

| Model #  | Fits Sink Length | QTY:  |
|----------|------------------|-------|
| FS-CB-60 | 60"              | _____ |



Standard Faucets conform to NSF 61 Standard 9 and compliance to AB 1953 Standards.

**WARNING:** Equipment that include faucets on this page may contain a chemical known to the State of California to cause cancer, birth defects or other reproductive harm.



Customer Service Available To Assist You **1-800-645-3166** 8:30 am - 8:00 pm E.S.T.

For Orders & Customer Service:

Email: [customer@advancetabco.com](mailto:customer@advancetabco.com) or Fax: 631-242-6900

For Smart Fabrication™ Quotes:

Email: [smartfab@advancetabco.com](mailto:smartfab@advancetabco.com) or Fax: 631-586-2933

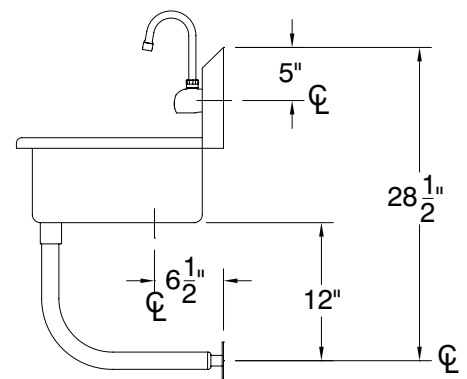
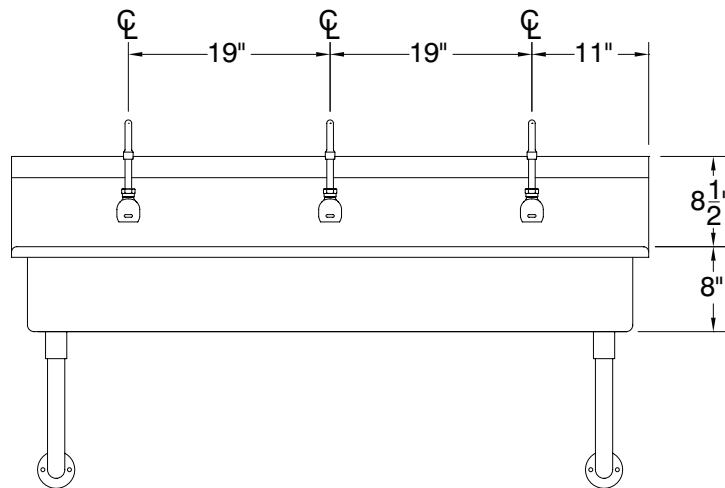
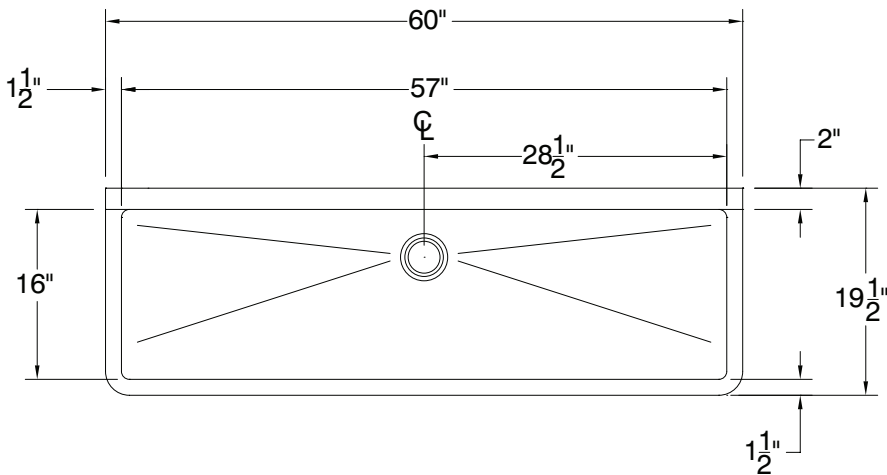
REF-JJ

# DETAILS and SPECIFICATIONS

TOL  $\pm .500''$

ALL DIMENSIONS ARE TYPICAL

FC-WM-60EF



84 Lbs.



REF-JJ 200 Heartland Boulevard, Edgewood, NY 11717-8380

ADVANCE TABCO is constantly engaged in a program of improving our products. Therefore, we reserve the right to change specifications without prior notice.

© ADVANCE TABCO, AUGUST 2018