



F5 Serview Drop In

Pass Through Self-Contained Refrigerated Display Cases

Project _____
 Item _____
 Quantity _____
 CSI Section 11400
 Approved _____
 Date _____

Models

- F5PC36DV 36" self-contained drop in pass through display
- F5PC48DV 48" self-contained drop in pass through display
- F5PC60DV 60" self-contained drop in pass through display
- F5PC72DV 72" self-contained drop in pass through display



F5PC48DV

Standard Features

- Display exterior sides are made of 18-gauge stainless steel
- High density foam reinforced ABS plastic interior sides with molded shelf supports
- (3) adjustable epoxy coated wire shelves
- On/Off/Motion switch for display section lights standard with proximity sensor
- Top mount coil with multiple fans circulating the air throughout the cabinet
- Display section runs off a electronic temperature control
- Sliding and removable self-closing 0.50" thick argon filled, low-E, warm edge insert, thermopane glass doors with left and right vertical gasket
- High density environmentally friendly, Kyoto Protocol Compliant, Non ODP (Ozone Depletion Potential), Non GWP (Global Warming Potential) polyurethane foam throughout unit

- Single service display section with mirrored back
- Environmentally friendly HFC-404A refrigerant
- One year parts and 90 day labor standard warranty

Options & Accessories

- Remote refrigeration (units must be hard wired in the field)
- Narrow depth display cabinet
- Additional shelves (36", 48", 60" & 72")
- Reflective glass doors (36", 48", 60" & 72")
- Laminate ends
- 220 volt/50 cycle - inclusion of this option will alter specifications
- Celsius readout for electronic control

Specifications

Display section exterior sides are made of 18-gauge stainless steel. Exterior display section top to be 22-gauge galvanized metal. Interior sides are made of High density foam reinforced 0.095" thick ABS plastic with molded shelf supports. The interior bottom is constructed with stainless steel for long lasting durability. Display section is fully insulated with high density environmentally friendly, Kyoto Protocol Compliant, Non ODP (Ozone Depletion Potential), Non GWP (Global Warming Potential) polyurethane foam between the interior and exterior. Three adjustable epoxy coated wire shelves are provided for the display section. Unit comes standard with proximity sensor in center of display section front. A 3-way on/off/motion switch for display section lights is located at the right end of the front facing above the display section doors.

Display case refrigeration system consists of a full-length top mounted coil with multiple fans circulating the air throughout the cabinet utilizing a electronic temperature control. An ABS plastic drip pan is placed below the coil with a clear drain hose for running the condensation to the lower base mechanical section.

Front of the display section is equipped with two sliding and removable self-closing 0.50" thick argon filled, low-e glass doors with a warm edge spacer. The vertical outsides of each door tuck into an extruded channel running vertically up each side. Front and rear nosing to be stainless steel.

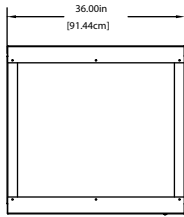
Self-contained models have a pre-wired condensing unit housed in a 16-gauge cage hanging from the units exterior bottom. Cage also is supplied with an 8' cord and plug and electrical junction box. Electrical connections are 115V-60H-1PH.

Refrigeration system components are HFC-404A. Display cabinet blower coil assembly shall have a coated evaporator coil and fans. Interior refrigerated base cabinet and display section to maintain 36° F to 40° F temperatures at 100° F ambient room temperature.

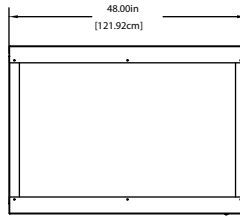
Back has (2) sliding and removable self-closing 0.50" thick argon filled, low-e glass doors with a warm edge spacer.



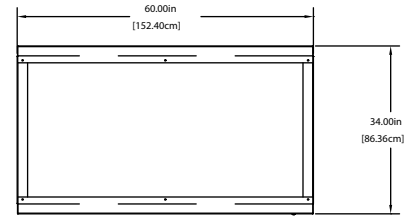
F5 Servview Drop In



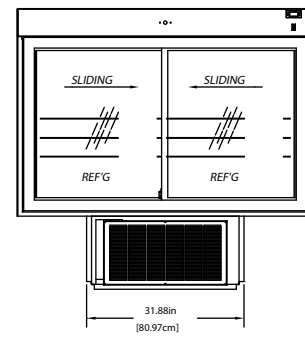
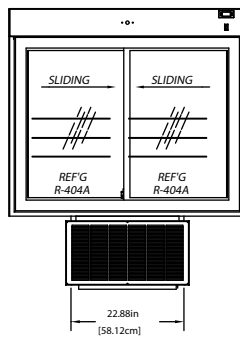
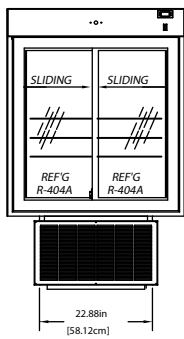
F5PC36DV



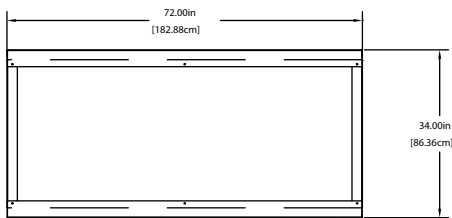
F5PC48DV



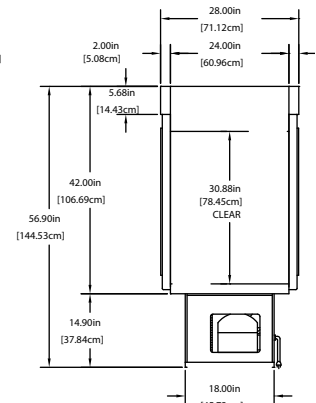
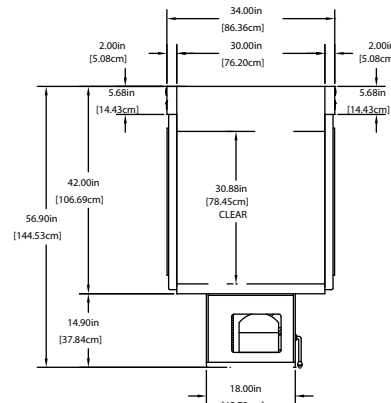
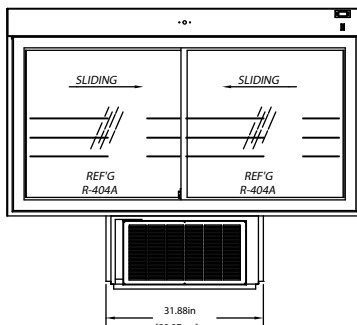
F5PC60DV



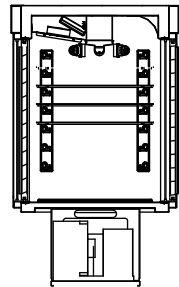
AIR FLOW →



F5PC72DV



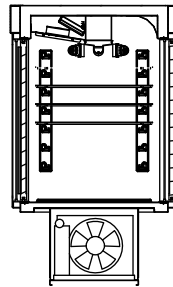
F5 Servview Drop In



RIGHT INTERIOR VIEW

AIR FLOW →

F5PC36-48DV

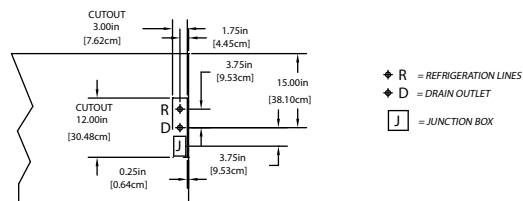


RIGHT INTERIOR VIEW

AIR FLOW FROM LEFT END

F5PC60-72DV

Mechanical Data



REMOTE CONNECTIONS

Model cut-out dimensions:

- 36" model requires 23.62" x 18.62" (60cm x 47cm) cutout
- 48" model requires 23.62" x 18.62" (60cm x 47cm) cutout
- 60" model requires 32.62" x 18.62" (83cm x 47cm) cutout
- 72" model requires 32.62" x 18.62" (83cm x 47cm) cutout

Using the supplied louvered panels, refrigeration system is designed so air will flow:

- Front to rear on 36" models
- Front to rear on 48" models
- Right to left on 60" models
- Right to left on 72" models

Louver cut-out dimensions are:

- 22" by 11" (56cm x 28cm)

Unobstructed airflow must be maintained to insure unit performance and maintain warranty.

F5 Serview Drop In

F5 Serview Drop In

Specifications

Model	Shelf Area	Volume	H.P.	V/Hz/Ph	Amps	Nema Plug	Ship Weight
F5PC36DV	15.5	18.1	1/2	115/60/1	12	5-15P	541lbs/245kg
F5PC48DV	21.4	25	1/2	115/60/1	12	5-15P	609lbs/276kg
F5PC60DV	27.3	31.9	3/4	115/60/1	16	5-20P	711lbs/323kg
F5PC72DV	33.3	38.8	3/4	115/60/1	16	5-20P	815lbs/370kg

Welbilt reserves the right to make changes to the design or specifications without prior notice.