




EverBlock®, a Division of Versare Systems, LLC.
844-382-8097
3236 California St. NE Minneapolis, MN 55418
www.everblockflooring.com



EverRoad Access And Ground Protection Mat

SPECIFICATION SHEET

EverRoad™ Access Matting / Ground Protection Mats support tremendous weights and can be used to create temporary roadways for trucks, cars, forklifts, and all types of vehicles. Easily moved by hand, mats can be laid down virtually anywhere, enhancing job sites and

EverRoad Access Mats are manufactured using durable HDPE materials that is fully recyclable and is chemical resistant and water proof. Mats can be used in muddy conditions for access or over grass to protect ground surfaces against rutting and other damage.

Unlike plywood **EverRoad Ground Protection Mats** won't become waterlogged and will not warp, crack, rot, or delaminate. You can use them again and again in all types of environments, hose them down when not in use, and store them on pallets for further use.

MODULE SIZES


Item	Description	Length	Width
EBM4X8	EverRoad Access And Ground Protection Mat	8ft (2.44m)	4ft (1.22m)
		Thickness	Weight
		0.5" (1.27 cm)	80 lbs. per mat (36 kg)

MATERIAL


Hi-Density Polyethylene (HDPE)

COLORS *Custom patterns and printed designs available with minimum order sizes

White (W)



Black (B)



SHIPPING QUANTITIES

Standard Pallet: 30 Mats	40" x 48" x 84	<small>*smaller quantities may be ordered</small>	804 sq/ft
53ft Truckload Quantity: 500 Mats	26 Pallets		16,000 sq/ft
20ft Ocean Container: 250 Mats	10 Pallets		8,000 sq/ft
40ft Ocean Container: 500 Mats	20 Pallets		16,000 sq/ft
40ft High Cube Ocean Container: 500 Mats	20 Extra Tall Pallets		16,000 sq/ft
Military 463L Pallet (88" x 98" x 96"): 120 Mats	3,840 sq/ft maximum loading		

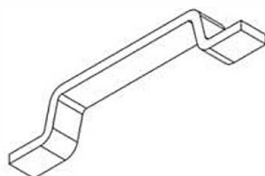
WEIGHT LOADING CAPACITY: 2800 PSI or Vehicles up to 80 Tons

EverRoad AM can support the weight of cars, trucks, forklifts, diggers, cranes, and more, while protecting the sub-surface against rutting and damage

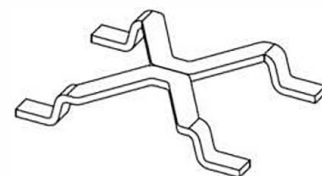
AVAILABLE ACCESSORIES

Connector Links: 2 way connector links, 4 way connector links

Heavy duty connector links hold mats together to create integrated and contiguous roadways, access pads, parking areas, and more. Links can support heavy moving loads and keep mats aligned during use.



2 Way Link



4 Way Link

USES OF EBM4X8:

EverRoad Access And Ground Protection Mat may be used for numerous applications

- Lawn and Parkland Protection
- Sports Field Protection
- Access Over Soft Ground
- Sidewalk Protection
- Access Over Sand
- Equipment Pads - Generators, Pumps, Tanks, Rigs, Etc.
- Boneyard Flooring
- Forklift, Boom Lift, and Backhoe Access
- Work Platforms

EVERROAD ACCESS MAT FEATURES

EverRoad Access Mats incorporates unique functional features that distinguish it from competitors

- High Density Polyethylene provides greater durability and superior strength
- 100% waterproof, ability to use in any weather condition, even in extreme and fluctuating temperatures
- Unique connection links that allow you to connect panels to each other to create roadways and platforms
- Structurally stronger, more aesthetically pleasing, and lasts longer than plywood
- Chemical resistant, UV protected and 100% recyclable
- Incorporates anti-slip thread
- Easy to install and remove
- The EverRoad traction pattern is designed to be easily cleaned and minimizes dirt buildup
- Mats interlock for greater protection and safety

WARRANTY



Standard 3 year warranty against manufacturer's defects.