

ED3-72 Display Case

UL

ALTO-SHAAM.

Drive foodservice profits with display cases from Alto-Shaam. LED lighting and mirrored back doors enhance food appearance and boost impulse sales. To not only look but taste great, food is held at optimal, precise temperatures with Halo Heat® technology and top ceramic heaters. Multiple access points and a removable back work shelf makes unloading and loading food effortless for employees. Reduce labor and cleaning time with removable back doors and side panels, and a lifting glass front.

Standard features

- Fanless, waterless Halo Heat technology
- Overhead LED lighting
- Adjustable thermostats 1-10 per heat zone for top and bottom heat
- Ceramic top heaters
- Operator-side work shelf and cutting board
- Sliding back doors with mirrored glass
- Tempered glass front with self-supported lifting mechanism
- Removable back doors and side glass panels
- One set of 4" (102mm) legs with rubber feet
- Five (5) pan zones to hold standard pan sizes (GN)
- Two (2) heat zones
- Two (2) heat-on indicator lights
- Four (4) long pan dividers (1002584)
- Five (5) short pan dividers (1002621)
- Fifteen (15) short pan dividers (11318)

Pan* Capacity		
Pan Size	Pan Dimensions	Qty.
Full-Size & One-Third**:	12" x 20" x 2-1/2" (GN 1/1)	5
	12" x 6" x 2-1/2" (GN 1/3)	5
Half-Size & One-Third**:	12" x 10" x 2-1/2" (GN 1/2)	10
	12" x 6" x 2-1/2" (GN 1/3)	5
Full-Size Sheet Pans:	18" x 26" x 1"	3
Max. Capacity/Volume:	80 lbs (36 kg) 50 qts (60 L)	
* Pans are not included with display case. ** Will also accept 4" (100mm) deep pans.		



ED3-72 on Mobile Base



ED3-72 with Legs



ED3(SYS)-72
With Stationary Base

Configuration

- ☐ ED3-72 with 4-inch legs and rubber feet (standard)
- ☐ ED3-72 with mobile base, standard height
- ☐ ED3-72 with mobile base, short
- ☐ ED3(SYS)-72 with stationary base

Electrical

- ☐ 208V, 50/60 Hz, 1PH
- ☐ 240V, 50/60 Hz, 1PH

Options and Accessories

Panel Color (select one)

- ☐ Black, standard
- ☐ Stainless steel, optional

End Glass (select one)

- ☐ Clear glass, standard
- ☐ Solar bronze glass, optional (5011353)

Additional

- ☐ Temperature gauge (GU-48153)
- ☐ Right-mounted scale platform (5001307)
- ☐ Left-mounted scale platform (5001308)
- ☐ Work shelf with gravy lane (5005639)
- ☐ Pan insert (4" deep) (1001990)
- ☐ 1/3 Pan cover-up bar (1008014)
- ☐ Sheet pan divider bar package (5002803)

Extended warranty

- ☐ One-year warranty extension

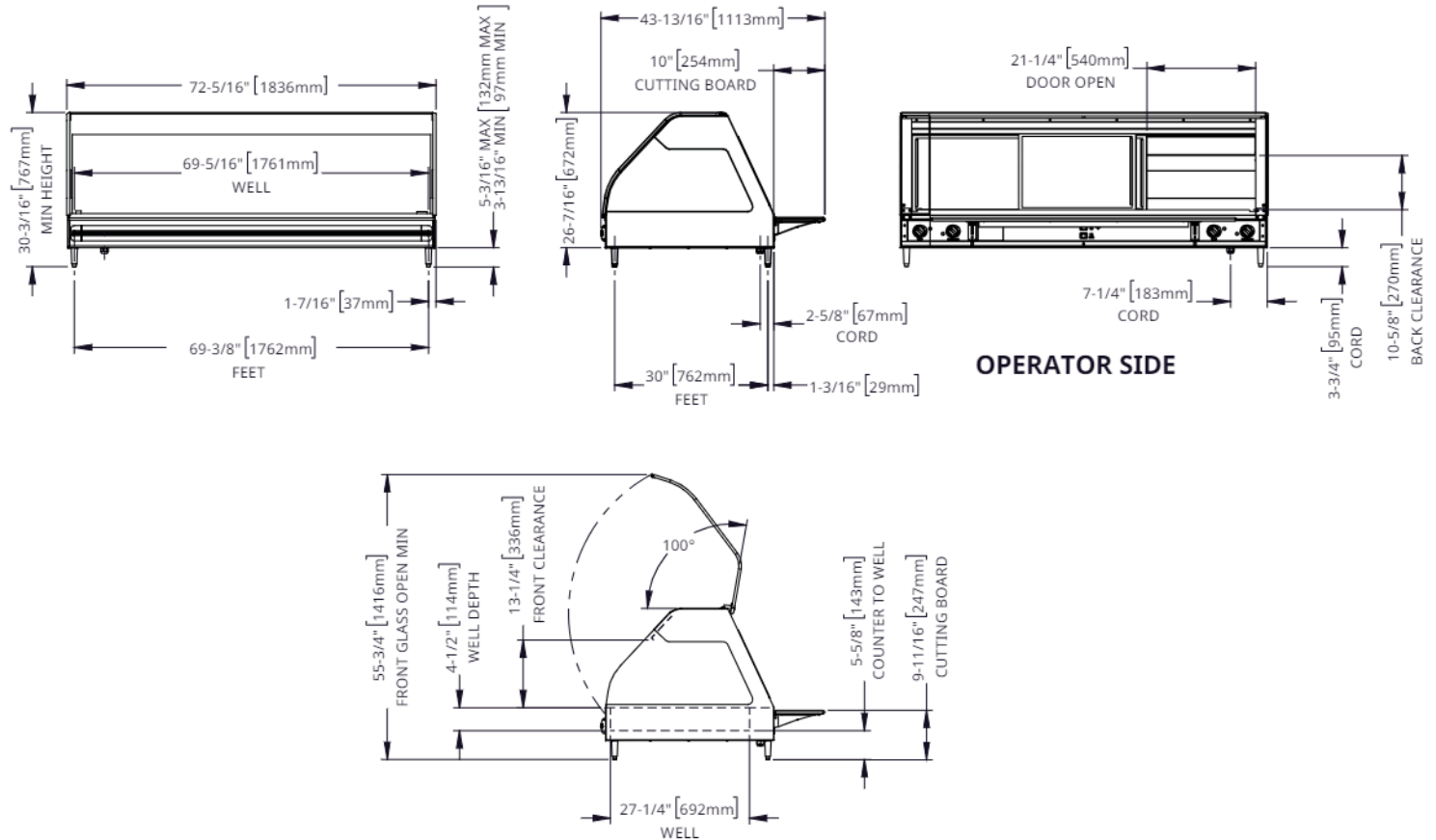


ED3-72 Display Case

ALTO-SHAAM.

DIMENSIONS

ED3-72 with Legs



Model	Exterior (H x W x D)	Well (W x L x D)	Net Weight
ED3-72	30-3/16" x 72-5/16" x 43-13/16" [767mm x 1836mm x 1113mm]	27-1/4" x 69-5/16" x 4-1/2" [692mm x 1761mm x 114mm]	419 lb [190 kg]
Legs			
Ship Dimensions (H x W x D)*	Ship Weight*		
45" x 85" x 55" [1143mm x 2159mm x 1397mm]	465 lb [210 kg]		

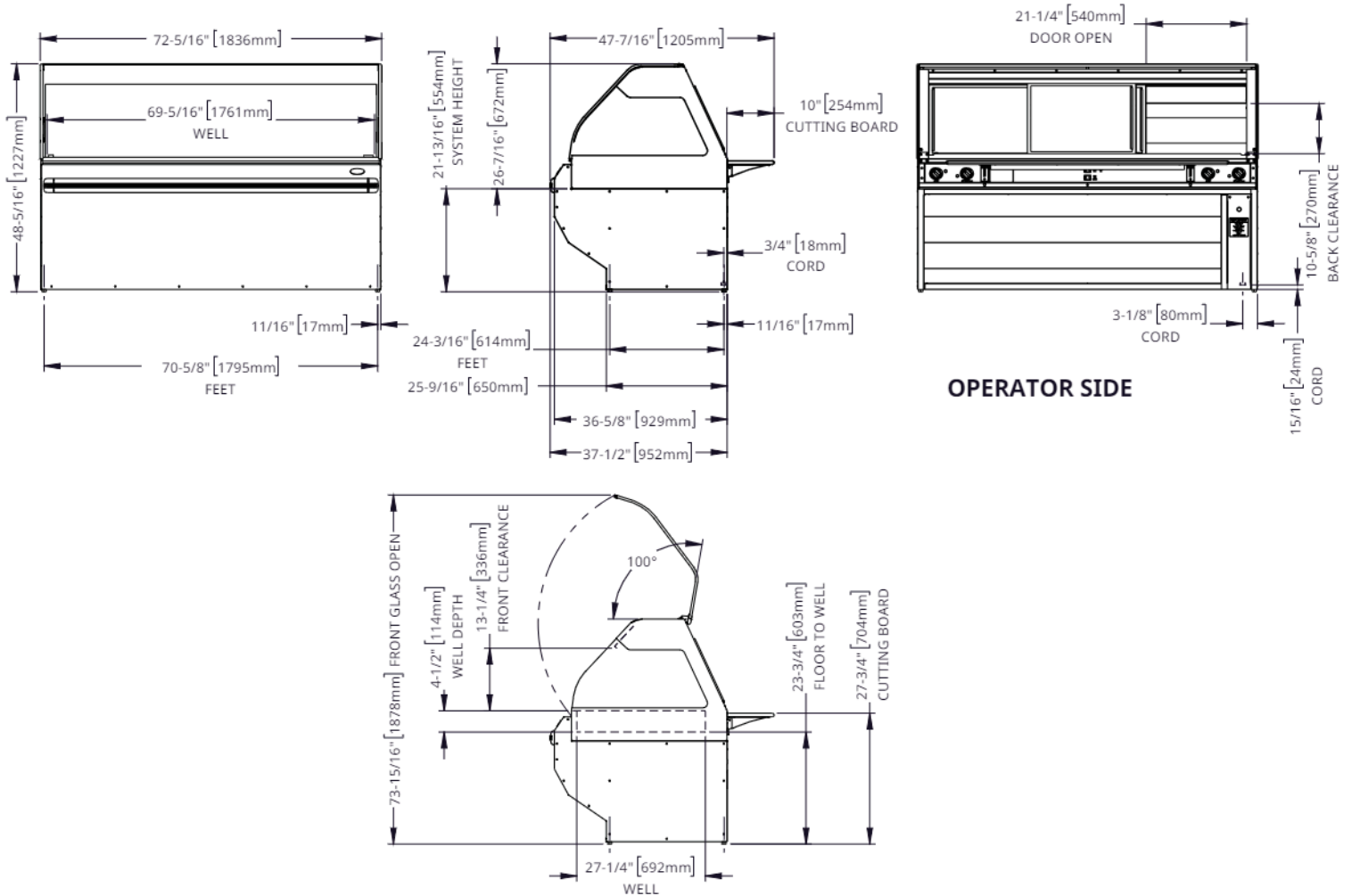
*Domestic ground shipping information. Contact factory for export weight and dimensions.

ED3-72 Display Case

ALTO-SHAAM.

DIMENSIONS

ED3(SYS)-72 with Stationary Base



Model
ED3-72
SYS

Exterior (H x W x D)
48-5/16" x 72-5/16" x 47-7/16" [1227mm x 1836mm x 1205mm]

Ship Dimensions (H x W x D)*
65" x 85" x 55" [1651mm x 2159mm x 1397mm]

Well (W x L x D)
27-1/4" x 69-5/16" x 4-1/2" [692mm x 1761mm x 114mm]

Ship Weight*
700 lb [317 kg]

Net Weight
621 lb [282 kg]

*Domestic ground shipping information. Contact factory for export weight and dimensions.

ALTO-SHAAM.

OPERATOR SIDE

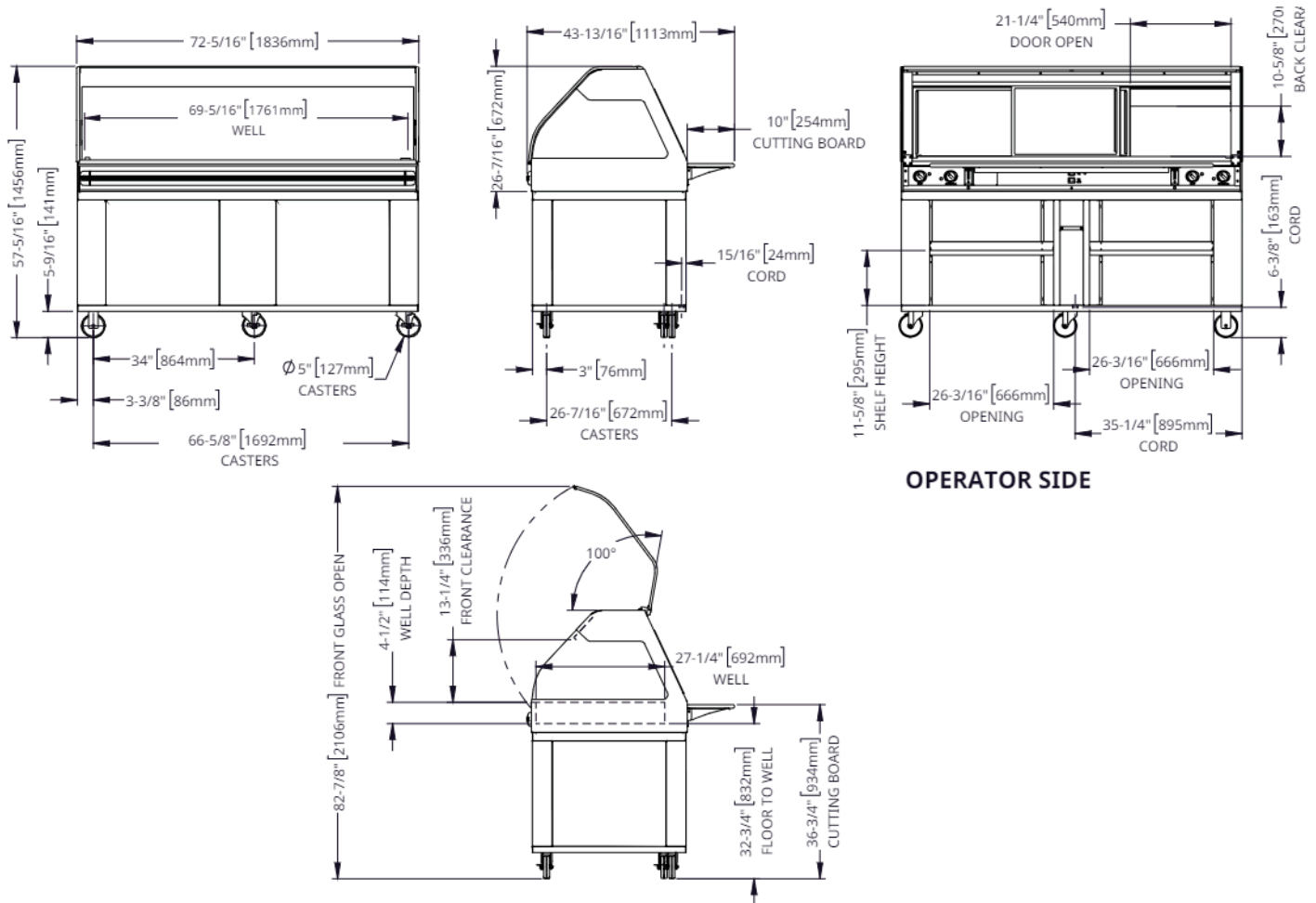
*Domestic ground shipping information. Contact factory for export weight and dimensions.

ED3-72 Display Case

ALTO-SHAAM.

DIMENSIONS

ED3-72 Short Mobile Base



Model
ED3-72
Mobile
Short

Exterior (H x W x D)
57-5/16" x 72-5/16" x 43-13/16" [1456mm x 1836mm x 1113mm]

Ship Dimensions (H x W x D)*
45" x 85" x 75" [1143mm x 2159mm x 1905mm]

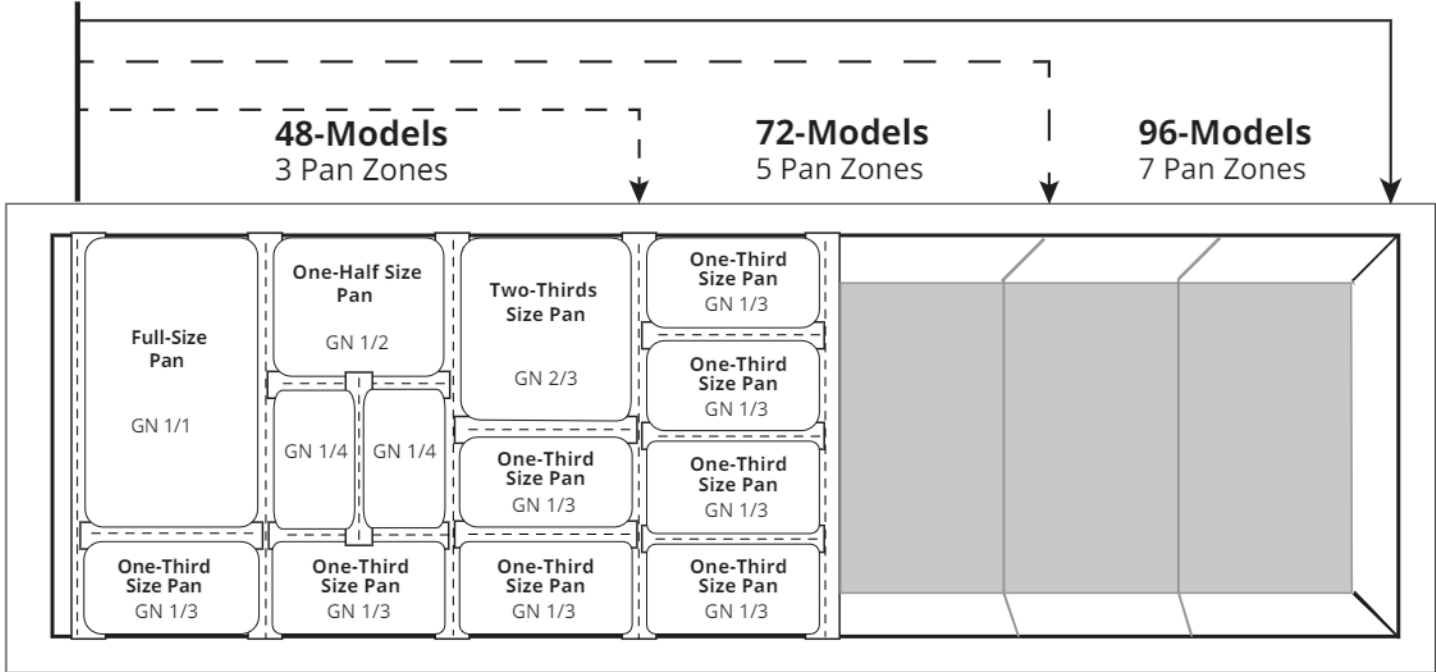
Well (W x L x D)
27-1/4" x 69-5/16" x 4-1/2" [692mm x 1761mm x 114mm]

Ship Weight*
595 lb [270 kg]

Net Weight
549 lb [249 kg]

*Domestic ground shipping information. Contact factory for export weight and dimensions.

ED3 Pan Configurations



Installation Requirements

- The display case must be installed level.
- The display case must not be installed in any area where it may be affected by steam, grease, dripping water, high temperatures, or any other severely adverse conditions.
- Do not install a heated display case near a cold air source such as a freezer, air conditioning vents, or in any area where outside air fluctuation can affect performance.



72 Series

ED3-72 With feet	V	Ph	Hz	AWG* minimum	A	Breaker minimum	kW	Connection
	208	1	50/60	14	15.0	19A	3.11	6ft; NEMA 6-30
	240	1	50/60	14	17.2	22A	4.14	6ft; NEMA 6-30

*Recommended minimum conductor sized at 90°C and ambient 30°C.
Electrical connections must meet all applicable federal, state, and local codes.

ED3-72 With base	V	Ph	Hz	AWG* minimum	A	Breaker minimum	kW	Connection
	208	1	50/60	14	15.0	19A	3.11	Cord, no plug
	240	1	50/60	14	17.2	22A	4.14	Cord, no plug

*Recommended minimum conductor sized at 90°C and ambient 30°C.
Electrical connections must meet all applicable federal, state, and local codes.

CONTACT US

WI64 N9221 Water Street | Menomonee Falls, Wisconsin 53051 | U.S.A.
Phone: 262.251.3800 | 800.558.8744 U.S.A./Canada | Fax: 262.251.7067 | alto-shaam.com