



Profit from the Eagle Advantage®

Foodservice Division: (800) 441-8440

MHC/Retail Display Divisions: (800) 637-5100

FAX: (302) 653-2065

### Short Form Specifications

Eagle Portable Hand Sink with Stainless Steel Cabinet, model \_\_\_\_\_ . Heavy gauge stainless steel cabinet with double pan hinged stainless steel door and lock. Furnished with deck mount faucet, soap dispenser, paper towel dispenser, trash chute, 115 volt pump, 5-gallon fresh water tank, and 7-gallon waste water tank, GFCI electrical outlet, 10' cord/plug with cord wrap. Units available with 14" x 10" x 5" deep stainless steel sink bowl, three-compartment bowl (each compartment is 11½" x 6½" x 5"), or 12½" x 16" acrylic water plate.

### Features

- Available with hot and cold water which includes a hot water heater, or just cold water
- Stainless steel cabinet body with locking door
- Deck mount faucet with 8" spout and ¼-turn handles
- Standard towel rack accommodates standard household paper towels
- Deck mount soap dispenser
- 4" swivel casters (two w/brake) with non-marking tread—weight capacity of 150 lbs. (68.0 kg) per caster
- 5-gallon fresh water tank
- 7-gallon soiled water tank
- Box marine edge top

### Bowls

- Single stainless steel bowl is 14" x 10" x 5" deep.
- Three-compartment bowl is 21" x 13" x 5". Each compartment is 11½" x 6½" x 5".
- Removable acrylic water plate (patent pending) is 12½" x 16" and drains into a stainless steel trough.

### Options

- Stainless steel towel dispenser
- Electronic-eye faucet
- Perimeter bumper
- Extra 5-gallon fresh tank
- Extra 7-gallon soiled tank

For custom configuration or fabrication needs, contact our **SpecFAB® Division**.

Phone: (302) 653-3000. FAX: (302) 653-2065.

E-mail: [quotes@eaglegrp.com](mailto:quotes@eaglegrp.com)

## Product Announcement

Item #: \_\_\_\_\_  
Model #: \_\_\_\_\_  
Project #: \_\_\_\_\_  
SIS #: \_\_\_\_\_

EG8120 Rev. 06/16

## Portable Sinks with Stainless Steel Cabinet

*Self-contained, mobile, compact...Ready to go!*

### Stainless Steel Bowl



### Acrylic Water Plate\*



*Note: Paper towels sold separately.*

\* **Portable sinks** with *removable acrylic water plate* (patent pending) allows for a cutting board to be placed on top of the cabinet for use as a work surface. The water plate can be stored in the lockable cabinet. The optional cutting board is sized for the cabinet and sits securely in the box marine edge. Unit also features recessed casters. Optional c-fold towel dispenser available on the side, eliminating the towel rack on the top.



# Eagle Portable Sinks with Stainless Steel Cabinet

Overall dimensions of all units are 24" width, 26" length, and 44½" height. 4" swivel casters—two with brake—with 150 lb. weight capacity per caster.

## Sinks with Stainless Steel Bowl...

### ...with Cold Water Only

sink width	sink length	sink depth	weight *		model #
in. mm	in. mm	in. mm	lbs.	kg	
14" 356	10" 256	5" 127	232	105.2	<b>PHS-S-C</b>

### ...with Hot & Cold Water\*\*

sink width	sink length	sink depth	weight *		model #
in. mm	in. mm	in. mm	lbs.	kg	
14" 356	10" 256	5" 127	204	95.2	<b>PHS-S-H</b>

## Sinks with Three-Compartment Bowl...

### ...with Cold Water Only

sink width	sink length	sink depth	weight *		model #
in. mm	in. mm	in. mm	lbs.	kg	
11½" 295	6¾" 156	5" 127	232	105.2	<b>PHS-S3-C</b>

### ...with Hot & Cold Water\*\*

sink width	sink length	sink depth	weight *		model #
in. mm	in. mm	in. mm	lbs.	kg	
11½" 295	6¾" 156	5" 127	251	113.9	<b>PHS-S3-H</b>

## Sinks with Removable Acrylic Water Plate ▼ (patent pending)

### ...with Cold Water Only

plate width	plate length	weight *		model #
in. mm	in. mm	lbs.	kg	
12½" 318	16" 406	232	105.2	<b>PHS-A-C</b>

### ...with Hot & Cold Water\*\*

plate width	plate length	weight *		model #
in. mm	in. mm	lbs.	kg	
12½" 318	16" 406	251	113.9	<b>PHS-A-H</b>

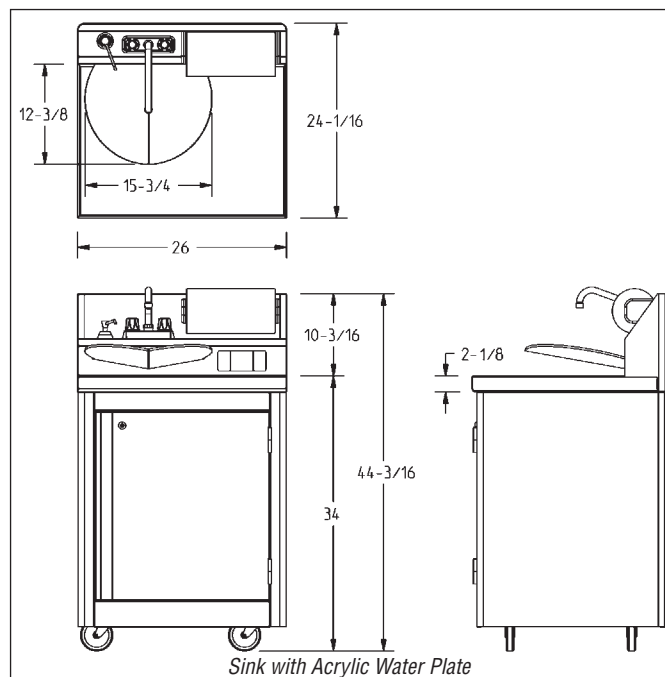
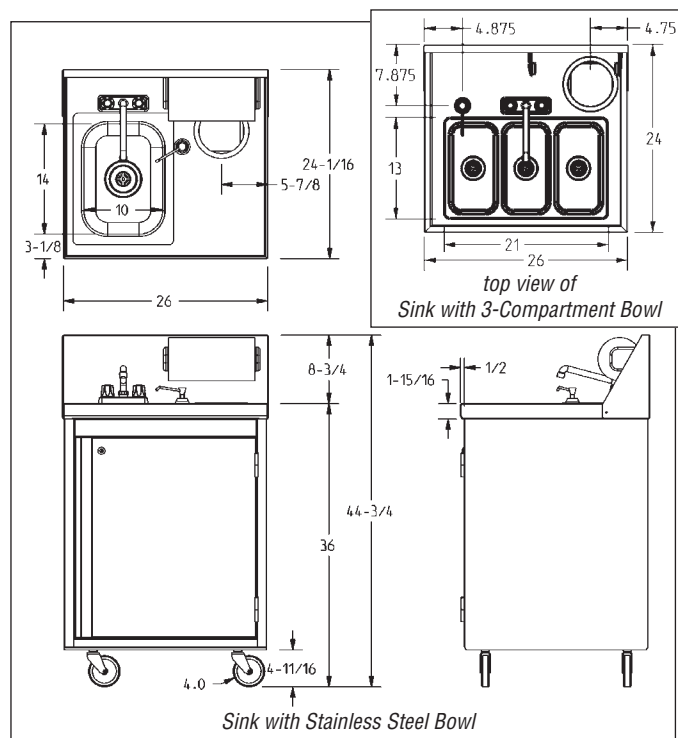

\* Weights reflect empty water tanks.

\*\* Hot water heater plugs into a standard 110 outlet. Features a glass lined tank for longer life and a temperature/pressure relief valve.

## ▼ Optional Cutting Board for Sinks with Water Plate

Remove the water plate first, then simply lay the cutting board across the top of the unit.

model # **376509**



## ▼ Note regarding optional electronic-eye faucets used on sinks with water plate...

When the plate is removed (typically for using the optional cutting board), the faucet automatically remains off. This acts as a safety feature to prevent the faucet from being activated while doing prep work.

suffix # **-FE** (example: PHS-A-H-FE)

