



# BEVERAGE-AIR®

PROJECT: \_\_\_\_\_  
ITEM # \_\_\_\_\_ QTY: \_\_\_\_\_  
MODEL # \_\_\_\_\_  
AIA # \_\_\_\_\_ SIS # \_\_\_\_\_  
APPROVED: \_\_\_\_\_

**BAR EQUIPMENT - COMPACTED**

## BAR EQUIPMENT - COMPACTED

### Model: DZ24HC-1-S

BAR MOBILE / DUAL ZONE / SOLID DOORS



### OPTIONS & ACCESSORIES

- Stainless steel interior
- Tap Locks
- 1- 4 Tap insulated stainless towers/taps
- No draft arm with hole cover

### 7 YEAR WARRANTY

**Parts, Labor, and Compressor**

### CABINET CONSTRUCTION

- Stainless steel exterior
- Interior is galvanized steel with reinforced stainless steel floor
- Stainless steel top with black glass rails
- Stainless steel drip tray for easy cleaning
- Full electronic control
- 3-in-1 Draft solution uses a single stainless-steel tap to serve different beverages, such as wine, beer, and coffee (or other non-alcoholic beverages) through silver-lined, anti-microbial tubing that is 100% effective against the top 4 beverage spoiling bacteria
- There is an air flow damper to help control the temperature between the two refrigerated compartments located at the bottom front of the divider wall
- Unit has a minimum variance of +/-15°F, and maximum of 20°F depending on condition
- 100% portable with waste bottle to capture beer/wine from drain
- Magnetic gasket provides positive door sealing
- Self-closing door with lock standard
- 3" Insulated tower with dual faucet, standard
- Holds up to (4) 1/6 kegs in each section
- Four-inch (4") heavy duty casters with two (2) brakes

### REFRIGERATION SYSTEM

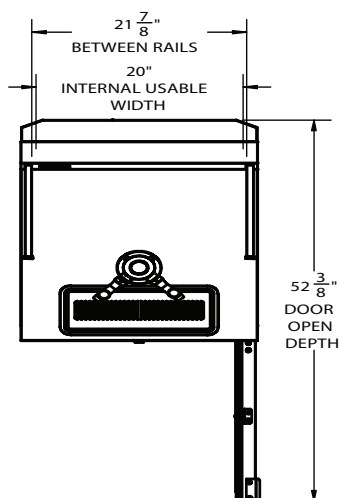
- Refrigeration system uses R290 refrigerant to comply with all environmental concerns
- Automatic, non-electric defrost
- Epoxy coated evaporator coil
- Left hand compartment maintains 32°-40°F
- Right hand maintains 50°-65°F



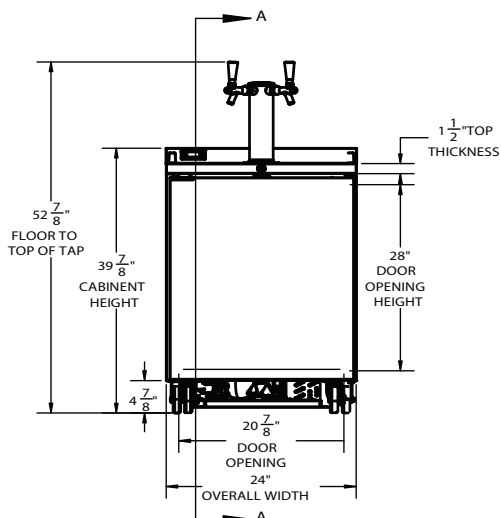
# BEVERAGE-AIR®

## Bar Equipment - Compacted Model: DZ24HC-1-S

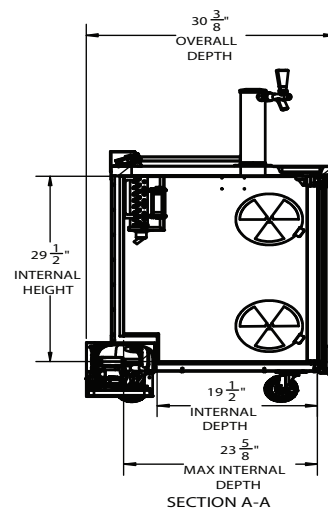
PLAN VIEW



ELEVATION VIEW



SIDE VIEW



EXTERNAL DIMENSIONAL DATA	
Width Overall (in)	24"
Depth Overall (in)	30 3/4"
Height Overall (in)	52 3/4"
Number of Doors	1
Depth with Door open 90° (in)	52 1/4"
Door Openings (in)	20" x 27 9/10"
INTERNAL DIMENSIONAL DATA	
NET Capacity (cubic ft.)	(L) 3.72, (R) 3.72
Internal Width Useable (in)	10"
Internal Depth Overall (in)	19 1/2"
Internal Height Overall (in)	29 1/2"
Number of 1/2 Kegs	4 (1/6)

\*NOTE: Remote units are field wired and come with 6" legs.  
Refrigerant must be specified at time of order.

We reserve the right to change specifications and product design without notice. Such revisions do not entitle the buyer to corresponding changes, improvements, additions or replacements for previously purchased equipment. Dimensional tolerances +/- 1/4". Metric dimensions (MM).

ELECTRICAL DATA	
Full Load Amps	1.7
Voltage	115/60/1
Nema Plug (8' cord)	5-15P
REFRIGERATION DATA	
Horsepower	1/6
Capacity (BTU/Hr)	1110
Heat Rejection (BTU/Hr)	1665
Charge (lbs/grams/ounces)	0.1433 / 65 / 2.3
SHIPPING DATA	
Gross Weight - Crated	220 lbs.
Height - Crated (in)	46"
Width - Crated (in)	27"
Depth - Crated (in)	31"

### ELECTRICAL CONNECTION



115/60/1  
NEMA 5-15P

Unit pre-wired at factory  
and include 8' long cord  
and plug set.

3779 Champion Blvd., Winston-Salem, NC 27105 | 888-845-9800 | Fax: 336-245-6453 | Beverage-Air.com | Sales@bevair.com

Date Issued 8/25 | Printed in U.S.A.