



DOME®

VENTED. STYLISH. INNOVATIVE.

NEW LIMITED EDITION
CAMO BLUE



COLOR OPTIONS



Royal Blue
w/white frame



Steel Orange
w/steel gray frame



Punch
w/white frame



Splash
w/limeade frame



Steel Gray
w/steel gray frame

DOME

NEW LIMITED EDITION



CAMO GRAY
w/steel gray frame



CAMO BLUE
w/white frame

ABOUT

DOME® SHELTER

Style and function meet with the Dome® shelter. With an upgraded flexible fiber rod structure and wind vents, the redesigned shelter flexes in the wind for added resistance. This shelter is the best shade solution for your next beach day, picnic, or other outdoor activity with unexpected windy conditions.

RECOMMENDED USES

- Backyard BBQ
- Outdoor Events
- Sporting Events
- Fairs and Festivals
- Hiking and Camping
- Beach Days

DOME

VENTED. STYLISH. INNOVATIVE.

**E-Z AS
2**

3


1



**NEW LIMITED EDITION
CAMO GRAY**

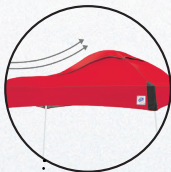
FEATURES

High-Strength End Caps
Heavy-Duty for Greater Durability




Flexible Composite Fiber Rods

Flexes in Wind for Added Resistance



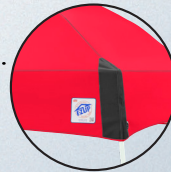
Wind Vented Peak

Provides Increased Stability in Windy Conditions




Reinforced Fabric Top Corners

Greater Durability and Longer Lasting



Rubberized

Sure-Grip Handles
Handle Design Makes it E-Z to Roll Your Bag in Comfort



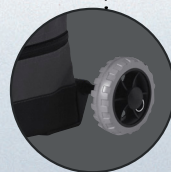
E-Z Grab Zipper Pull

Heavy-Duty Zipper and Stylish Pull for E-Z Open




HD Wheels

High-Density 2-Piece Wheels with Wider Axle for Increased Stability



E-Z Glide Truss Washers

Provide Low Friction for Smooth Set Up



Auto-Slider® Pull Pin

Improved Auto-Slider® Pull Pin for Quick Lock and Release



Toggle Leg Adjustment

2 Height Options with 4" Intervals



DOME



SETS UP IN SECONDS™



BLOCKS 99% OF HARMFUL UV RAYS

SPECIFICATIONS

ITEM DIMENSIONS

SIZE (AT BASE)	10' x 10' (3 m x 3 m)
FRAME	Powder-Coated Steel
TOP FABRIC	Recreational-Grade Fabric
TOP SPECIFICATIONS	Meets CPAI-84, NFPA-701 and CAN/ULC-S109 Fire-Resistant Requirements
PRODUCT INCLUDES	Fabric Top, Folding Frame, and Cover Bag
WARRANTY	3 Years

ITEM WEIGHT	36.85 lbs. (16.7 kg)
SHIPPING WEIGHT	38 lbs. (17.2 kg)
BOX DIMENSIONS	57.40" L x 8.48" W x 7.67" H (17.5 m x 2.6 m x 2.3 m)

OTHER DETAILS

SHADED AREA	64 sq ft (5.9 sq. m)
MAXIMUM PEAK HEIGHT	9'1" (2.8 m)
MAXIMUM HEADROOM	9'1" (2.8 m)
MAXIMUM VALANCE CLEARANCE HEIGHT	6' 1" (1.9 m)
HEIGHT SETTINGS	2 Settings (4" Apart)

DOME
VENTED. STYLISH. INNOVATIVE.

International E-Z UP, Inc.
1900 Second Street
Norco, California 92860
(951) 279-0999 • FAX (800) 810-8775

TO ORDER:
(800) 45-SHADE
(800) 457-4233