



BEVERAGE-AIR

Project: _____	AIA#
Item: _____	
Location: _____	SIS#
Approved: _____	

DRAFT BEER EQUIPMENT-DIRECT DRAW DISPENSER

DD94HC Solid Door Twelve Tap Tower
Hydrocarbon Series

MODEL:
DD94HC-1-B-12T

DD94HC DIRECT DRAW DISPENSER



7 Year Parts/Labor Warranty
7 Year Compressor Warranty

CABINET CONSTRUCTION

- Exterior features durable black painted steel with galvanized steel back
- Top and drip tray are heavy-duty stainless steel
- Interior is galvanized steel on walls and ceiling, reinforced floor is heavy-duty stainless steel
- Full electronic control
- Twelve tap tower
- 3-in-1 Draft solution uses a single stainless-steel tap to serve different beverages, such as wine, beer, and coffee (or other non-alcoholic beverages) through silver-lined, anti-microbial tubing that is 100% effective against the top 4 beverage spoiling bacteria
- Drain tube located at bottom front of cooler for connection to floor drain
- 4" Insulated dispensing tower
- Door locks
- Self-closing doors with 120° stay-open feature
- Magnetic gaskets provide positive door seal
- Field reversible doors (hinge kit not included)
- Compressor available on left or right, specify at time of unit order

OPTIONS & ACCESSORIES

- Stainless steel interior lining
- Stainless steel back
- Glass door
- Shelves
- Shelf clips
- Wine models
- Faucet locks
- Glass rinser
- Right or left hinged door
- 2"- 3" Casters or 6" black legs
- No draft/hole cover option
- Remote option* (see note on back on page)

REFRIGERATION SYSTEM

- Refrigeration system uses R290 refrigerant to comply with all environmental concerns
- Automatic, non-electric defrost
- Epoxy coated evaporator coil
- Maintains product temperatures between 36°F and 38°F




Please verify qualifying units by visiting:
www.energystar.gov/cfs

3779 Champion Blvd., Winston-Salem, NC 27105
1-888-845-9800 Fax: 1-336-245-6453
Beverage-Air.com Sales@bevair.com



BEVERAGE-AIR®

MODEL	DD94HC-1-B-12T
EXTERNAL DIMENSIONAL DATA	
Width Overall	95"
Depth Overall	29"
Height Overall with Tap	53 1/8"
Number of Doors	3
Depth with Door Open 90°	50 1/2"
Door Openings (in)	21" x 30"
INTERNAL DIMENSIONAL DATA	
NET Capacity (cubic ft.)	37.82
Internal Width Overall (in)	82 1/4"
Internal Depth Overall (in)	23 1/8"
Internal Height Overall (in)	27 1/4"
Number of 1/2 Kegs	5
ELECTRICAL DATA	
Full Load Amperes	5.5
REFRIGERATION DATA	
Horsepower	1/3
Capacity (BTU/Hr)	2392
Heat Rejection (BTU/Hr)	3588
Charge (lbs/grams/ounces)	0.2535 / 115 / 4.06
SHIPPING DATA	
Gross Weight - Crated	532 lbs
Height - Crated	58"
Width - Crated	97"
Depth - Crated	32"

*NOTE: Remote units are field wired and come with 6" legs. Refrigerant must be specified at time of order.

We reserve the right to change specifications and product design without notice. Such revisions do not entitle the buyer to corresponding changes, improvements, additions or replacements for previously purchased equipment. Dimensional tolerances +/- 1/4". Metric dimensions (MM).

KEG CAPACITIES: DD94

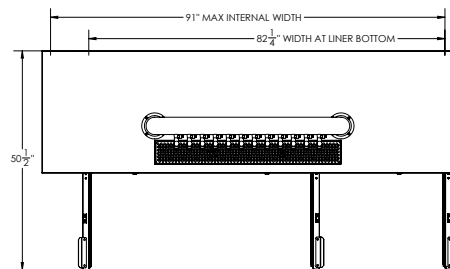
	5 x 1/2 std. keg
	5 x 1/2 std. keg, 1 x 1/6 keg
	5 x 1/2 std. keg, 1 x 1/4 slim

Bar Equipment-Direct Draw Beer Dispenser

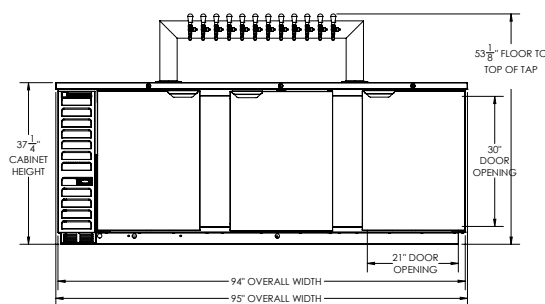
Model: DD94HC-1-B-12T

Model Views

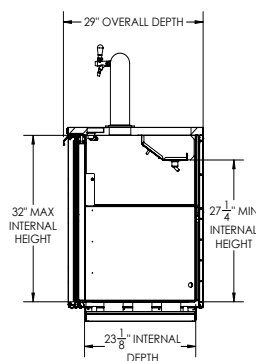
Required Clearance: 0" all sides



PLAN VIEW



ELEVATION VIEW



SIDE VIEW

ELECTRICAL CONNECTION



115/60/1
NEMA 5-15P

Unit pre-wired at factory
and include 8' long cord
and plug set.



3779 Champion Blvd., Winston-Salem, NC 27105 1-888-845-9800 Fax: 1-336-245-6453 Beverage-Air.com Sales@beva.com

