

DC - INDUSTRIAL CEILING FAN

Ideally suited for circulating air in Industrial and Commercial Applications. Canarm's "DC" Fans help save energy year round.



FEATURES

NEW DC MODELS

- Available with 48", 56", and 60" blade sweeps.
- Cutting edge technology, DC motor.
- High Performance or High Performance Weather Proof.
- Up to 70% more energy efficient.
- 5 speed with forward and reverse.
- Extremely quiet, even at low speeds.
- Extended motor life. 10 yr warranty.
- Faster startup, stop, change speeds and reversing.
- Easy to install, 50% less weight.
- Air Movement and energy consumption:
 - 56" DC model 244 CFM/watt vs 106 CFM/watt AC model.
- Title-20 certified
- NRCan and DOE compliant for Canada and the USA.

DC vs AC FANS

DC fans are highly energy efficient, up to 70% more energy efficient than AC fans. The initial cost is higher than comparable AC fans but the efficiency of DC fans recovers the cost over time on your energy bill. You will see the best returns in locations with high electricity rates.

You can expect less noise and more speed control with an DC fan. DC fans are extremely quiet, even at low speeds. With the extra control over the fan's speed you can manage airflow better, further reduce power consumption and increase life expectancy of DC fans by not being forced into a fixed higher speed to meet your airflow needs.

DC motors require minimal maintenance and produce less heat compared to AC motors, increasing the lifespan of the fan. Parts can be more expensive for a EC motor however, that is why we back up our motors with a 10 year warranty so you can feel confident in your investment.

SPECIFICATIONS

| MODEL NUMBER | COLOUR | FAN SIZE | CFM | VOLTAGE | AMPS | CFM/W | FORWARD & REVERSE | DOWNROD LENGTH | SHIPPING WEIGHT (LBS) |
|-----------------------------|--------|----------|------|---------|------|-------|-------------------|----------------|-----------------------|
| CP48D10N | BLACK | 48" | 7370 | 120 | 0.6 | 211 | YES | 16" | 17 |
| CP48D11N | WHITE | 48" | 7370 | 120 | 0.6 | 211 | YES | 16" | 17 |
| CP56D11PN (c/w cord + plug) | WHITE | 56" | 8449 | 120 | 0.6 | 244 | YES | 16" | 18.5 |
| CP56D11N | WHITE | 56" | 8449 | 120 | 0.6 | 244 | YES | 16" | 18.5 |
| CP56D10N | BLACK | 56" | 8449 | 120 | 0.6 | 244 | YES | 16" | 18.5 |
| CP56D1136N | WHITE | 56" | 8449 | 120 | 0.6 | 244 | YES | 36" | 22 |
| CP60D11N | WHITE | 60" | 8944 | 120 | 0.6 | 259 | YES | 16" | 18.5 |

high performance weather proof - water resistant (rubber gaskets & stainless screws)

| MODEL NUMBER | COLOUR | FAN SIZE | CFM | VOLTAGE | AMPS | CFM/W | FORWARD & REVERSE | DOWNROD LENGTH | SHIPPING WEIGHT (LBS) |
|--------------|--------|----------|------|---------|------|-------|-------------------|----------------|-----------------------|
| CP48DW11N | WHITE | 48" | 7370 | 120 | 0.6 | 211 | YES | 16" | 17 |
| CP56DW11N | WHITE | 56" | 8449 | 120 | 0.6 | 244 | YES | 16" | 18.5 |
| CP60DW10N | BLACK | 60" | 8944 | 120 | 0.6 | 259 | YES | 16" | 18.5 |
| CP60DW11N | WHITE | 60" | 8944 | 120 | 0.6 | 259 | YES | 16" | 18.5 |

CONTROL

RREM-DCQ014-W

- Wall mount speed control for DC motors only.
- Controls up to 5 DC fans.
- ON/OFF, 5-speed forward & reverse.

Downrods available as accessories in 8" or 36" sizes. See next page.



IMPORTANT NOTICE:

In order to operate, DC industrial fans MUST be installed with our RREM-DCQ014-W wall control.

DC fans not for use with MC controls.

WINTER ENERGY SAVINGS BY HEAT DESTRATIFICATION

Everyone knows that hot air rises. Buildings with ceilings higher than 8 feet have a significant amount of stored heat at the ceiling that will transfer through the roof and be lost and wasted. The higher the ceiling, the greater amount of energy loss potential from the stored heat at the top of the building. This heat/energy loss can be significantly reduced resulting in lower energy bills by the use of Canarm Ceiling Fans.

There can be as much as 25 degrees Fahrenheit difference between floor and ceiling. Heaters will be working when the floor level temperature is 65°F and there is already 80 degree air at the ceiling ready to be recycled. (See Figure 1). The use of Canarm Ceiling Fans in this situation will move this hot air down from the ceiling to create a more even air temperature throughout the building resulting in a more comfortable working environment and potentially reducing your energy bills by as much as 30%. (See Figure 2)

SHIPPING DOOR AIR CURTAIN

Cold air entering a building and heat loss from shipping doors is a significant waste of energy in cold weather. A Canarm ceiling fan can be positioned in front of the door pushing air down and out. When the shipping door is opened, the fan helps hold back cold air and the warm air is kept in.

HOW TO CHOOSE A FAN

Ceiling fan choice and layout is based on ceiling height and the floor area of the building. As the height of the ceiling increases, larger and more powerful fans are required to achieve destratification.

The floor air coverage of a fan will be greater the higher the ceiling of the building. This is because of the natural cone shape of the air pattern produced by the fan.

Canarm provides two types of fans:

- The traditional ceiling fan, low cost, good performance, great for dry locations.
- High performance, water resistant models - great for more demanding applications with high moisture or greater air velocity requirements. Use the chart to help choose the correct fan size/type and quantity to suit your requirements.

EXAMPLE:

What size and how many fans would be required for a building that is 100 feet wide x 250 feet long and has as ceiling height of 16 feet? A typical layout for a building is illustrated.

- By using the chart, we see that a ceiling height of 16 feet requires a 56" fan.
- Floor Area of the building = 100 feet wide x 250 feet long = 25,000 square feet.
- From the chart, we know that the Fan Floor Area Coverage of the 56" model is 1400 square feet at a 16 foot ceiling height.
- Therefore, the number of fans required = Floor Area of building / Fan Floor Area Coverage 25,000 square feet / 1400 square feet = 18 fans.

Note: An additional fan should be used about 10 feet in front of each shipping door to act as an air curtain and reduce heating bills in the winter.

| CEILING HEIGHT | SUGGESTED FAN SIZE | FAN FLOOR AREA COVERAGE (SQFT) |
|----------------|--------------------|--------------------------------|
| 12' - 13' | 48" | 950 |
| 14' - 15' | | 1150 |
| 16' - 17' | | 1400 |
| 18' - 19' | 56" | 1600 |
| 20' - 21' | | 1800 |
| 22' - 25' | | 2250 |
| 26' - 30' | 60" | 2700 |

FIGURE 1

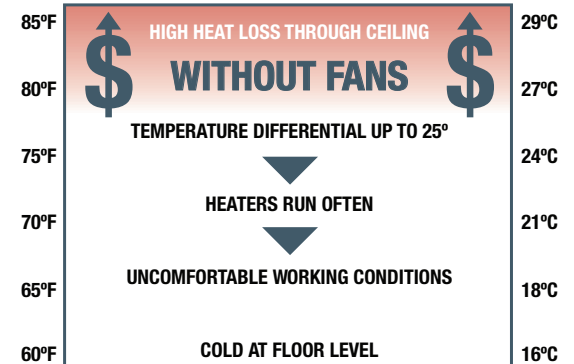
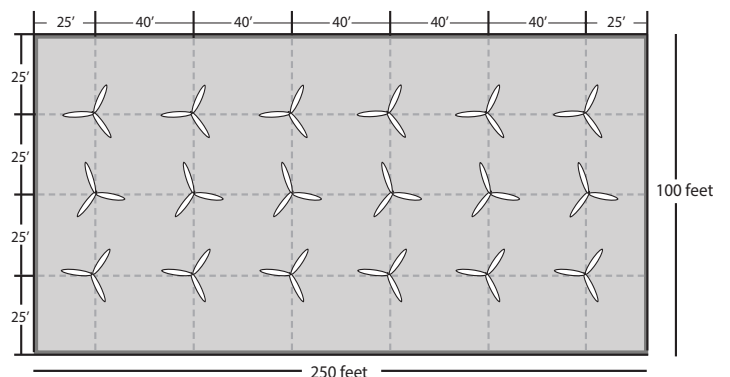
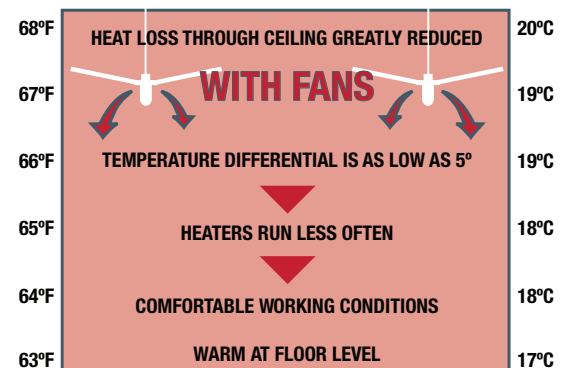
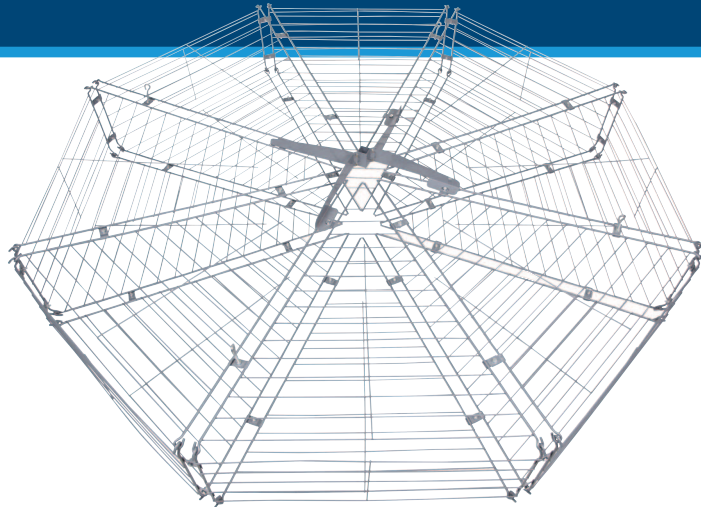


FIGURE 2



INDUSTRIAL FAN GUARD



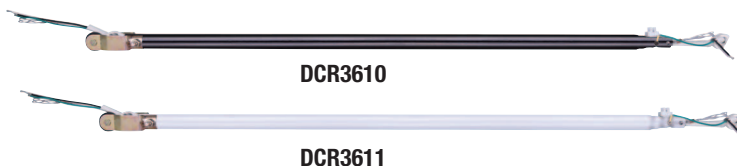
Great for factories, farms, schools and warehouses.

FEATURES

- 66.5" W x 13" H
- Knockdown construction.
- Installs in minutes.
- Use with Canarm 48" & 56" ceiling fans.
- Painted grey finish.
- Shipping weight - 21 lbs.
- Grey colour

DOWNRODS & MOUNTING KIT

| MODEL | DESCRIPTION |
|-----------|---|
| DCR0811 | 8" Downrod for Industrial Ceiling Fans White, complete with lead wire and safety cable |
| DCR3611 | 36" Downrod for Industrial Ceiling Fans White, complete with lead wire and safety cable |
| DCR3610 | 36" Downrod for Industrial Ceiling Fans Black, complete with lead wire and safety cable |
| DCR08WR11 | 8" Downrod for Industrial Ceiling Fans White, water resistant, complete with lead wire and safety cable |
| DCR36WR11 | 36" Downrod for Industrial Ceiling Fans White, water resistant, complete with lead wire and safety cable |
| DCR36WR10 | 36" Downrod for Industrial Ceiling Fans Black, water resistant, complete with lead wire and safety cable |
| CP99 | Angular Mounting Kit |



CEILING FAN SPEED CONTROLS

RREM-DCQ014-W



FEATURES

- Wall mount speed control for DC motors only.
- Controls up to 5 DC fans.
- ON/OFF, 5-speed forward & reverse.

IMPORTANT NOTICE:

In order to operate, DC industrial fans MUST be installed with our RREM-DCQ014-W wall control.

DC fans not for use with MC controls.