



MODEL CRS-2200, CRS-2210, CRS-2202 CRESCENT MOP SINK

The Space efficient, radial designed corner model that occupies minimum floor space known as the CRESCENT was designed around the two features most sought after by today's style and function conscious specifications.

These mop sinks provide more open space in the maintenance closet and reduces interference with door swing.



(Shown above) Model CRS-2200

FEATURES

- Terrazzo composed of pearl gray marble chips cast in white Portland cement which produces a compressive strength of 3000 PSI seven days after casting; then ground smooth, grouted and sealed to resist stains and moisture.
- Mop service basin shall meet requirements CSA B45.8-18 / IAPMO Z403-2018.
- The Crescent series shoulders have 12" high outside measurements, 9-3/4" high inside measurements, and are 1-1/4" wide.
- The mop sink is 12" radial type and has a 6" drop front with integral cast stainless steel cap on the threshold.
- Stainless steel drain cast integral with removable stainless steel strainer, and sized for a gasket (QDC3XH000 included for 3" XHCI, plastic or steel pipe) or a caulked lead connection not less than 1" deep to a 3" pipe.
- Custom configurations available - Drain positions, overall sizes, integral stainless steel caps or tiling flanges options. Call for more information and pricing.

OPTIONAL COMPONENTS

- ☐ **S223-0003:** Lint Basket
- ☐ **BP:** Back Panels - 24", 24"x36", 28", 30", 32", 26"
- ☐ **V-70:** Vinyl Bumper Guards
- ☐ **A-20:** Aluminum Bumper Guards
- ☐ **T-10-VB:** Mop Sink Faucet - Rough Chrome
- ☐ **T-15-VB:** Mop Sink Faucet - Polished Chrome
- ☐ **T-35:** 30" Hose and Wall Bracket
- ☐ **T-40:** Stainless Steel Mop Hanger
- ☐ **T-40-SF:** Stainless Steel Shelf
- ☐ **QDC3SN000:** Quick Connect Gasket for 3" SV and NHCI Pipe
- ☐ **QDC32000:** Quick Connect Gasket for 2" PVC and Iron Pipe

Pricing for optional components can be found at sternwilliams.com/pricing/



13920 Cypress Lane Grandview, MO 64030 | 800-323-2359 | sternwilliams.com

REVISED: 04/24

ORDERING OPTIONS

Part Number

CRS-

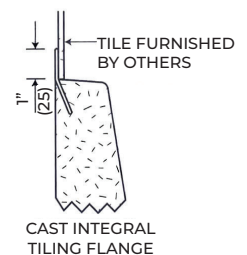
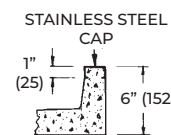
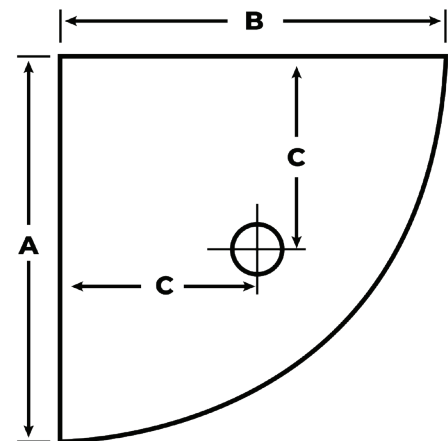
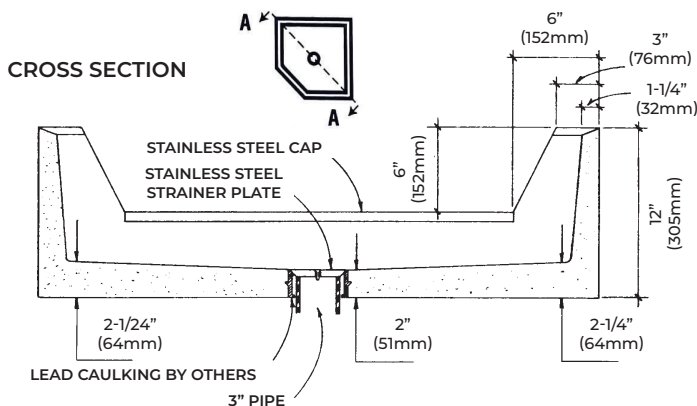
Cap and Flanges

- ☐ **2200:** with stainless steel cap
- ☐ **2210:** without stainless steel cap
- ☐ **2202:** with stainless steel cap and 2 tiling flanges

DIMENSIONS

All dimensions subject to manufacturing variance of plus or minus 1/4" (6 mm)

MODEL	SIZE	A	B	C
CRS-2200	28x28x12	28	28	12
CRS-2202	28x28x12	28	28	12
CRS-2210	28x28x12	28	28	12



SPECS

Furnish and corner install Crescent mop service basin (mop sink) manufactured by Stern-Williams using white Portland cement. The terrazzo material shall have a compressive strength not less than 3000 PSI after full cure. Mop service basin shall meet requirements CSA B45.8-18 / IAPMO Z403-2018. All exposed terrazzo surfaces shall be ground smooth, grouted, and factory sealed to resist stains and moisture. Mop service basins include a stainless drain body that is cast integral to the basin with a stainless steel strainer. Drain shall have inside connection to a 3" pipe sealed with factory provided gasket. Shall be made in the USA.

Stern-Williams offers optional integral casted stainless steel caps, tiling flanges or lint basket.