



# NORDIC™ *Elite* MODULAR CUBED ICE MACHINES

## CNM0330 SERIES

### FEATURES



#### Unique Dual Exhaust

- All air-cooled models allow for top or side hot-air discharge for increased installation flexibility.



#### Environmentally Responsible

- Exceeds 2018 Department of Energy regulations.
- 20% more efficient than previous Nordic models.



#### Sanitation

- Automated cleaning cycle.
- Dishwasher safe, food zone components.
- Easy to clean structural foam base is rust free.



#### Common Components

- Reservoir, water pump, board, float, fan.
- Easy-access, forward facing evaporators on all models.
- Less inventory required for service providers.
- Quicker response times.

### APPLICATIONS



Convenience & Gas



Restaurant



Lodging



Packaged Ice

### SPECIFICATIONS

#### Daily Ice Production<sup>[1]</sup> per 24hrs

Model Number	Condenser Type	70°F Air / 50°F Water	90°F Air / 70°F Water	Electrical (V/Hz/Ph)	Energy <sup>[#]</sup> Usage	Min Circuit	Fuse Size	Water Usage Potable <sup>[2]</sup>	Shipping Weight
CNM0330A*0A	Air	305 lbs	230 lbs	115/60/1	6.7 kWh	11.0 Amps	15.0 Amps	20.0 gal	145 lbs 66 kg
		138 kg	104 kg						
CNM0330W*0A	Water	310 lbs	270 lbs	115/60/1	5.2 kWh	10.7 Amps	16.0 Amps	19.6 gal	145 lbs 66 kg
		141 kg	122 kg						

\* Replace \* with "F" for full cube and "H" for half cube

[1] Daily production assumes half cube models.

[2] Water usage in gallons per 100 lbs of ice produced at 90°F Air / 70°F Water.

[#] kWh Used per 100 lbs of ice produced at 90°F Air / 70°F Water.

### DISPENSER ADAPTER KITS

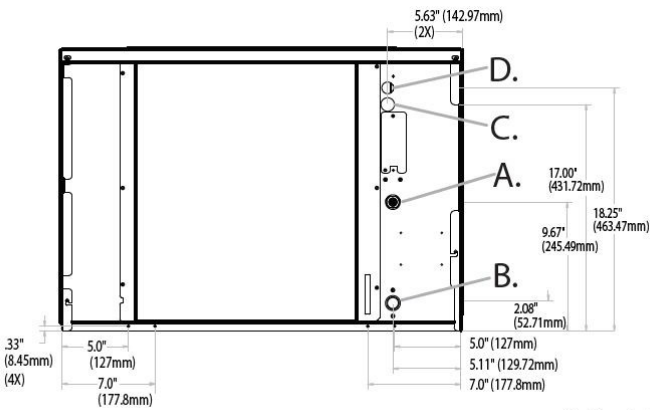
Dispenser Model	Adapter Kit	Adapter Kit Qty	Bin Thermostat	Bin Stat Qty
Flavor Fusion	629096683TE	1	Included in Adapter Kit	N/A
Flavor Overload	629096683TE	1	Included in Adapter Kit	N/A
IDC 215	629096687TE	1	Included in Adapter Kit	N/A
IDC 255	629096687TE	1	Included in Adapter Kit	N/A
IDC Pro	Not Required	1	631500109X	1
ED200	629096792TE	1	Included in Adapter Kit	N/A
ED250	629096792TE	1	Included in Adapter Kit	N/A
ED300	629096793TE	1	Included in Adapter Kit	N/A

### OTHER ACCESSORIES

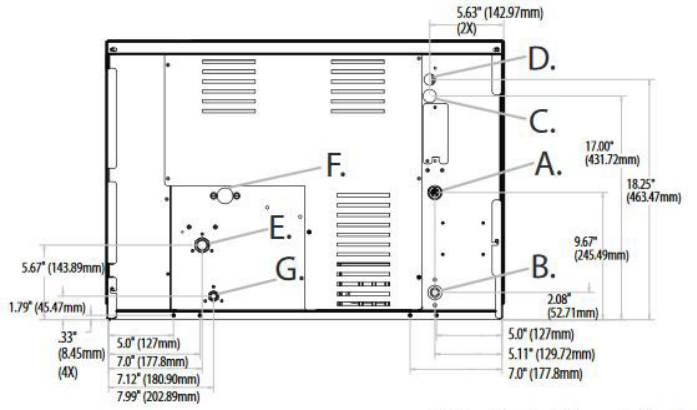
Bin Model	Adapter Kit
B530AP	Not Required

Hotel Dispenser	Adapter Kit
CHD30P1	Not Required

# SCHEMATICS

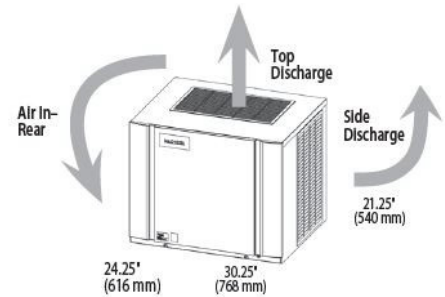


Air Cooled



Water Cooled/Remote Cooled



<b>A. Ice maker potable water in</b>	3/8" FPT.
<b>B. Ice maker water out</b>	1/2" FPT.
<b>C. Hole for electrical connectio</b>	7/8"
<b>D. Electrical connection junction x</b>	7/8"
<b>E. Condenser water in (water cooled unit)</b>	3/8"
<b>E. Discharge line (remote cooled only)</b>	1/2" male quick connect
<b>F. Condenser water out (water cooled unit)</b>	1/2"
<b>G. Liquid line (remote cooled only)</b>	3/8" male quick connect



## OPERATING REQUIREMENTS

<b>Ambient Air Temperature</b>	50°F 10°C	100°F 38°C
<b>Water Temperature</b>	40°F 4°C	100°F 38°C
<b>Water Pressure</b>	20 psig 1.4 bar	60 psig 5.5 bar

## ADDITIONAL SPECS

Full Cube (W x D x H)	Half Cube (W x D x H)
.88 x .88 x .88 in	.38 x .88 x .88 in
2.2 x 2.2 x 2.2 cm	1.0 x 2.2 x 2.2 cm
	

<b>Water Usage<sup>[2]</sup></b> (Water cooled condenser only)	179.0 gal
<b>Remote Condenser</b>	N/A
<b>Heat Rejection</b>	4,400 BTU/hr
<b>Dimensions (W x D x H)</b>	30 x 24 x 21 in    77 x 62 x 54 cm

[2] Water usage in gallons per 100 lbs of ice produced at 90°F Air / 70°F Water.

## CROSS REFERNECE TO PRIOR MODELS

Legacy Nordic Model	Equivalent Nordic Elite Model
CCM0330AF1	CNM0330AF0A
CCM0330AH1	CNM0330AH0A
CCM0330WF1	CNM0330WF0A
CCM0330WH1	CNM0330WH0A

## WARRANTY

- 3 years - parts & limited labor
- 5 years compressor & evaporator parts
- See website for warranty details

<b>Power cord wires</b>	3 including ground
<b>Refrigerant</b>	R404a
<b>Listing</b>	