

ITCB-DV, 29" Trunk, W/ Tray

35.0" x 23.3" x 12.2"
(88.8cm x 59.2cm x 31.1cm)



- Sleek modernized design language, with rounded angles on the corners and trunk
- Digital readout displays in English, Spanish, or French ---for easier programming and control--- and can show either 'Standard' or Metric measurements. Digital readout also shows machine status, and targeted advertising messages can be programmed for display.
- BUNN Infusion Series technology allows for multiple recipes from one footprint --- with three brew buttons and two batch sizes
- Energy-saver mode reduces tank temperature during idle periods
- Exclusive Peak Extraction™ Sprayhead is multi-directional with a 7-hole design to ensure ultimate uniformity of extraction
- Electronic funnel lock prevents removal of each brew funnel until drip- through is complete
- USB programming capable
- Pre-infusion and pulse brew for maximum flavor extraction. Cold brew lockout & digital temperature control further ensure top-notch brewing.
- Brews into all BUNN iced tea dispensers (except TDS-5), 1.9 to 3.8 liter airpots, thermal carafes --- and can accommodate BUNN ThermoFresh® Servers [servers not included]
- Includes integrated flip tray that converts to three positions: thermal carafe, airpot and tea dispenser
- Dual voltage adaptable (Can operate at 120V/15 amp or 120/208-240V/20 amp)

Agency:



Specifications

Product #: 52200.0104

Water Access: Plumbed

Interface: Wireless

Finish: Stainless

Funnel: Black Plastic

Electrical & Capacity

Volts	Amps	Watts	Cord Attached	Plug Type	8oz cups/hr 236ml cups/hr	Input H ₂ O Temp.	Phase	# Wires plus Ground	Hertz
120	14	1700	Yes	NEMA 5-15P	72	60°F (15.5°C)	1	2	60
120/208	13	2650	-	N/A	-	60°F (15.5°C)	1	3	60
120/240	15	3500	-	N/A	120	60°F (15.5°C)	1	3	60

Plumbing Requirements

PSI	kPa	Fitting Supplied	Water Flow Required (GPM)
20-90	138-621	1/4" Male Flare Fitting	1.25

CAD Drawings

2D	Revit	KLC
•		

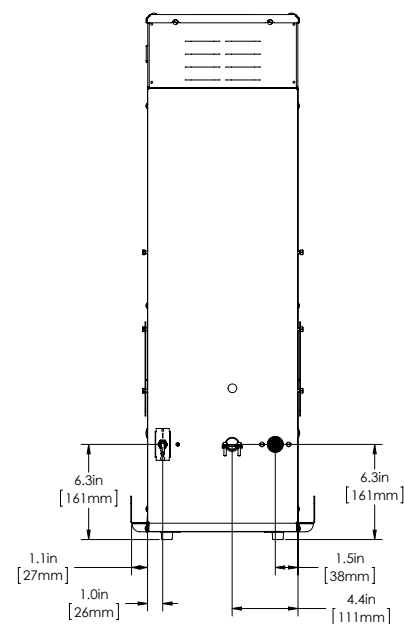
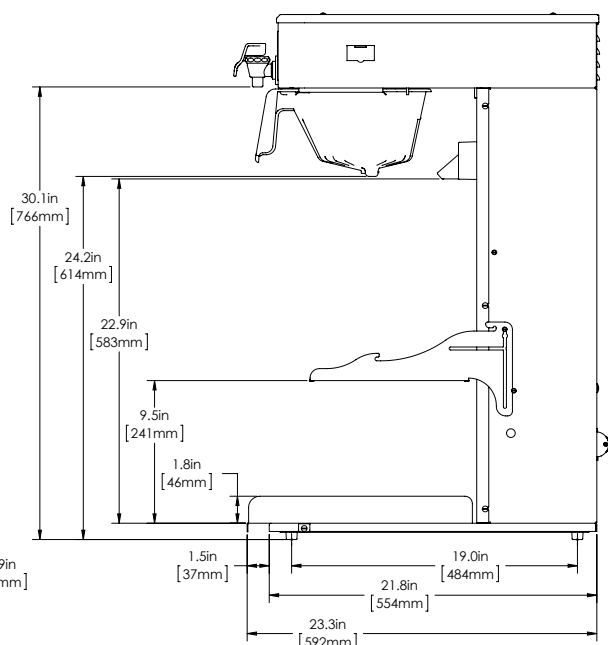
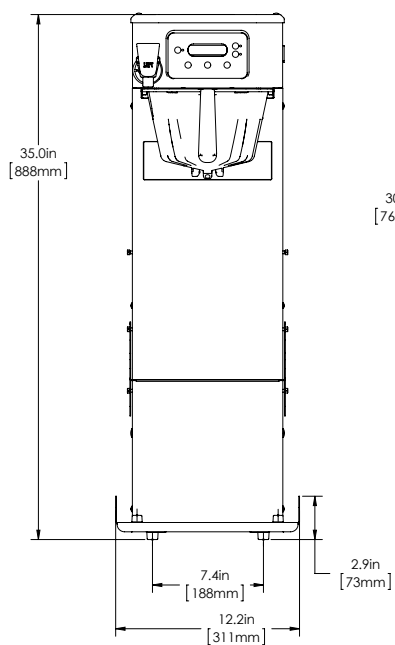
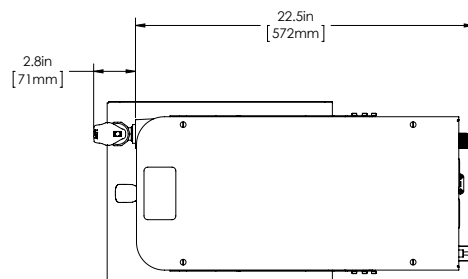


BUNN® reserves the right to change specifications and product design without notice. Such revisions do not entitle the buyer to corresponding changes, improvements, additions or replacements for previously purchased equipment. For most current specifications and other info visit bunn.com.

Created on:
10/29/2018

Additional Features

BrewWISE



Unit				Shipping				
	Width	Height	Depth	Width	Height	Depth	Weight	Volume
English	12.2 in.	35.0 in.	23.3 in.	13.0 in.	37.5 in.	27.5 in.	47.600 lbs	5.593 ft³
Metric	31.1 cm	88.8cm	59.2 cm	33.0 cm	95.3 cm	69.9 cm	21.591 kgs	0.158 m³



BUNN® reserves the right to change specifications and product design without notice. Such revisions do not entitle the buyer to corresponding changes, improvements, additions or replacements for previously purchased equipment. For most current specifications and other info visit bunn.com.

Created on:
10/29/2018