



# BEVERAGE-AIR®

Project: _____	AIA# _____
Item: _____	
Location: _____	SIS# _____
Approved: _____	

**BB48HC BACK BAR REFRIGERATOR: FOOD RATED/PASS-THRU**

## BAR EQUIPMENT- BACK BAR REFRIGERATOR

**MODEL:**  
**BB48HC-1-GS-F-PT-S-27**

**BB48HC Sliding Glass Door Food Rated Pass-Thru With Stainless Steel Top**  
**Hydrocarbon Series**



**7 Year Parts/Labor Warranty**  
**7 Year Compressor Warranty**

### CABINET CONSTRUCTION

- Exterior is stainless steel front and sides
- Stainless steel interior
- Full electronic control
- 2" Stainless steel top
- Magnetic door gaskets provide positive door sealing
- Self-closing sliding glass doors have black frame regardless of finish
- Stay-open door feature and locks standard
- LED lighting
- Packaged products only
- Four (4) epoxy coated wire shelves
- Balanced, forced air refrigeration system provides rapid chilling of product

### OPTIONS & ACCESSORIES

- Galvanized sub-top
- Wine model (40°-60° models)
- Wire shelf divider
- Additional shelves
- Additional shelf clips
- 3" or 6" Casters
- 6" Black legs
- Remote option\* (see note on back on page)

### REFRIGERATION SYSTEM

- Uses environmentally friendly, energy efficient R290 refrigerant, and meets all regulatory requirements for CARB, SNAP, DOE & more
- Adaptive defrost
- Epoxy coated evaporator coil
- Maintains product temperature between 36°F and 38°F



Please verify qualifying units by visiting:  
[www.energystar.gov/cfs](http://www.energystar.gov/cfs)



3779 Champion Blvd., Winston-Salem, NC 27105  
1-888-845-9800 Fax: 1-336-245-6453  
Beverage-Air.com Sales@bevair.com



# BEVERAGE-AIR

MODEL	BB48HC-1-GS-F-PT-S-27
<b>EXTERNAL DIMENSIONAL DATA</b>	
Width Overall	48"
Depth Overall	25 1/2"
Height Overall	36"
Number of Doors	4
<b>INTERNAL DIMENSIONAL DATA</b>	
NET Capacity (cubic ft.)	13.6
Internal Width Useable (in)	36 1/4"
Internal Depth Overall (in)	18"
Internal Height Overall (in)	29 1/2"
Number of Shelves	4
Number of 1/2 Kegs	2
<b>ELECTRICAL DATA</b>	
Full Load Amperes	3.1
<b>REFRIGERATION DATA</b>	
Horsepower	1/3
Capacity (BTU/Hr)	1942
Heat Rejection (BTU/Hr)	2913
Charge (lbs/grams/ounces)	0.1984 / 90 / 3.18
<b>SHIPPING DATA</b>	
Gross Weight - Crated	316 lbs
Height - Crated	43"
Width - Crated	51"
Depth - Crated	27"

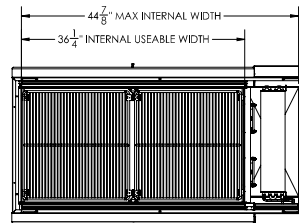
\*NOTE: Remote units are field wired and come with 6" legs.  
Refrigerant must be specified at time of order.

We reserve the right to change specifications and product design without notice.  
Such revisions do not entitle the buyer to corresponding changes, improvements,  
additions or replacements for previously purchased equipment. Dimensional  
tolerances +/- 1/4". Metric dimensions (MM).

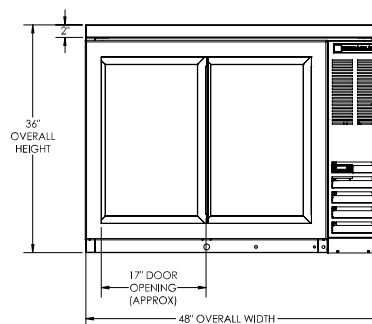
## Bar Equipment-Back Bar Refrigerator

Model: BB48HC-1-GS-F-PT-S-27

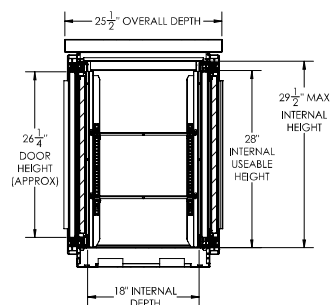
### Model Views



### PLAN VIEW



### ELEVATION VIEW



### SIDE VIEW



### ELECTRICAL CONNECTION

115/60/1  
NEMA 5-15P

Unit pre-wired at factory  
and include 8' long cord  
and plug set.

3779 Champion Blvd., Winston-Salem, NC 27105 1-888-845-9800 Fax: 1-336-245-6453 Beverage-Air.com Sales@bevair.com

