



BEVERAGE-AIR

| | |
|-----------------|------------|
| Project: _____ | AIA# _____ |
| Item: _____ | |
| Location: _____ | SIS# _____ |
| Approved: _____ | |

BAR EQUIPMENT- BACK BAR REFRIGERATOR

MODEL:
BB36HC-1-S

BB36HC Solid Door
Hydrocarbon Series

BB36HC BACK BAR REFRIGERATOR



7 Year Parts/Labor Warranty
7 Year Compressor Warranty

CABINET CONSTRUCTION

- Exterior is stainless steel front and sides
- Interior construction utilizes galvanized steel on walls and ceiling, heavy duty stainless steel floor
- Full electronic control
- Galvanized sub-top standard
- Self-closing door with 120° stay-open feature
- Field reversible door (hinge kit not included)
- Door lock
- Magnetic door gaskets provide positive door sealing
- LED lighting
- Packaged products only
- Two (2) epoxy coated wire shelves
- Compressor available on left or right, specify at time of unit order
- Balanced, forced air refrigeration system provides rapid chilling of product

OPTIONS & ACCESSORIES

- For stainless steel interior (refer to -F models)
- 2" Stainless steel top
- Wine model (40°-60° models)
- Wire shelf divider
- Food rated models available
- Additional shelves
- Additional shelf clips
- 3" or 6" Casters
- 6" Black legs
- Remote option* (see note on back on page)

REFRIGERATION SYSTEM

- Uses environmentally friendly, energy efficient R290 refrigerant, and meets all regulatory requirements for CARB, SNAP, DOE & more
- Adaptive defrost
- Epoxy coated evaporator coil
- Maintains product temperature between 36°F and 38°F



Please verify qualifying units by visiting:
www.energystar.gov/cfs

3779 Champion Blvd., Winston-Salem, NC 27105
1-888-845-9800 Fax: 1-336-245-6453
Beverage-Air.com Sales@bevair.com



BEVERAGE-AIR

| MODEL | BB36HC-1-S |
|----------------------------------|--------------------|
| EXTERNAL DIMENSIONAL DATA | |
| Width Overall | 36" |
| Depth Overall | 24 1/2" |
| Height Overall | 34" |
| Number of Doors | 1 |
| Depth with Door Open 90° | 48 3/4" |
| Door Opening (in) | 24" x 29 1/4" |
| INTERNAL DIMENSIONAL DATA | |
| NET Capacity (cubic ft.) | 8.31 |
| Internal Width Useable (in) | 24 1/4" |
| Internal Depth Overall (in) | 19" |
| Internal Height Overall (in) | 29 1/2" |
| Number of Shelves | 2 |
| Number of 1/2 Kegs | 1 |
| ELECTRICAL DATA | |
| Full Load Amperes | 2.5 |
| REFRIGERATION DATA | |
| Horsepower | 1/4 |
| Capacity (BTU/Hr) | 1702 |
| Heat Rejection (BTU/Hr) | 2553 |
| Charge (lbs/grams/ounces) | 0.1984 / 90 / 3.18 |
| SHIPPING DATA | |
| Gross Weight - Crated | 243 lbs |
| Height - Crated | 46" |
| Width - Crated | 27" |
| Depth - Crated | 32" |

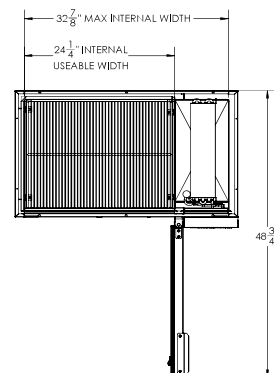
*NOTE: Remote units are field wired and come with 6" legs.
Refrigerant must be specified at time of order.

We reserve the right to change specifications and product design without notice.
Such revisions do not entitle the buyer to corresponding changes, improvements,
additions or replacements for previously purchased equipment. Dimensional
tolerances +/- 1/4". Metric dimensions (MM).

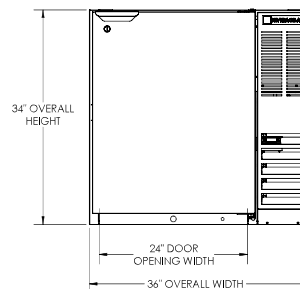
Bar Equipment-Back Bar Refrigerator

Model: BB36HC-1-S

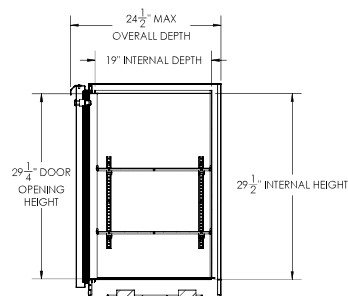
Model Views



PLAN VIEW



ELEVATION VIEW



SIDE VIEW



ELECTRICAL CONNECTION

115/60/1
NEMA 5-15P

Unit pre-wired at factory
and include 8' long cord
and plug set.