



BEVERAGE-AIR®

PROJECT: _____
 ITEM # _____ QTY: _____
 MODEL # _____
 AIA # _____ SIS # _____
 APPROVED: _____

BAR EQUIPMENT - COMPACTED

Model: BB24HC-1-FG-B

BACK BAR / FOOD-RATED / GLASS DOORS

7 YEAR WARRANTY
Parts, Labor, and Compressor



CABINET CONSTRUCTION

- Exterior features durable black painted steel
- Stainless steel interior
- Mechanical control
- 1 1/2" Stainless steel top
- Two (2) epoxy coated shelves
- Self-closing door with 120° stay-open feature
- Field reversible door (hinge kit not included)
- LED lighting
- Certified for open food product
- Four (4") heavy duty casters 2 with locks
- Balanced, forced air refrigeration system provides rapid chilling of product



OPTIONS & ACCESSORIES

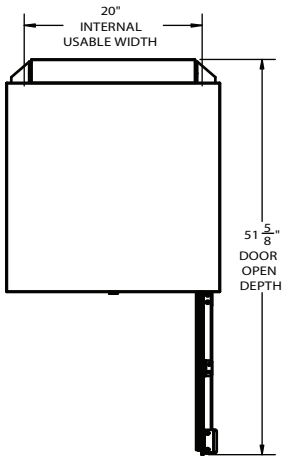
- Wine model (40°-60° models)
- Underbar model option
- Galvanized sub-top

REFRIGERATION SYSTEM

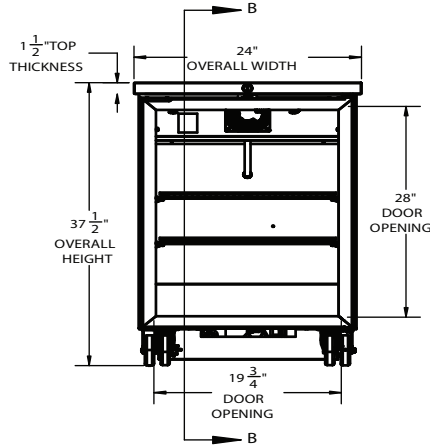
- Uses environmentally friendly, energy efficient R290 refrigerant, and meets all regulatory requirements for CARB, SNAP, DOE & more
- Adaptive defrost
- Epoxy coated evaporator coil
- Maintains product temperature between 36°F and 38°F



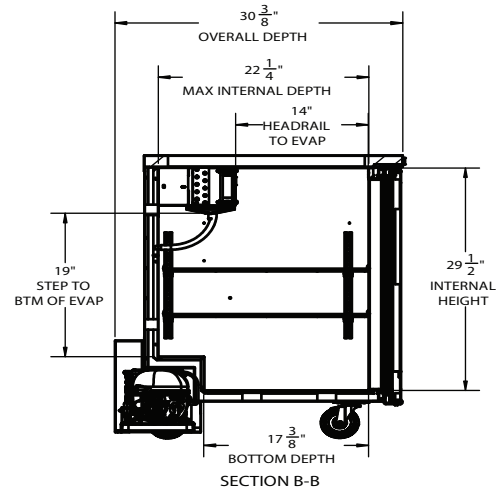
PLAN VIEW



ELEVATION VIEW



SIDE VIEW




EXTERNAL DIMENSIONAL DATA	
Width Overall (in)	24"
Depth Overall (in)	30 3/8"
Height Overall (in)	37 1/2"
Number of Doors	1
Depth with Door open 90° (in)	51 5/8"
Door Openings (in)	19 3/4" x 28"
INTERNAL DIMENSIONAL DATA	
NET Capacity (cubic ft.)	7.66
Internal Width Useable (in)	20"
Internal Depth Overall (in)	22 1/4"
Internal Height Overall (in)	29 1/2"
Number of Shelves	2
Number of 1/2 Kegs	1

*NOTE: Remote units are field wired and come with 6" legs.
Refrigerant must be specified at time of order.

We reserve the right to change specifications and product design without notice. Such revisions do not entitle the buyer to corresponding changes, improvements, additions or replacements for previously purchased equipment. Dimensional tolerances +/- 1/4". Metric dimensions (MM).

ELECTRICAL DATA	
Full Load Amps	3
Voltage	115/60/1
Nema Plug (8' cord)	5-15P
REFRIGERATION DATA	
Horsepower	1/4
Capacity (BTU/Hr)	1702
Heat Rejection (BTU/Hr)	2553
Charge (lbs/grams/ounces)	0.1213 / 55 / 1.94
SHIPPING DATA	
Gross Weight - Crated	186 lbs.
Height - Crated (in)	46"
Width - Crated (in)	27"
Depth - Crated (in)	32"

ELECTRICAL CONNECTION
 115/60/1 NEMA 5-15P Unit pre-wired at factory and include 8' long cord and plug set.