



Medical and Lavatory Faucets

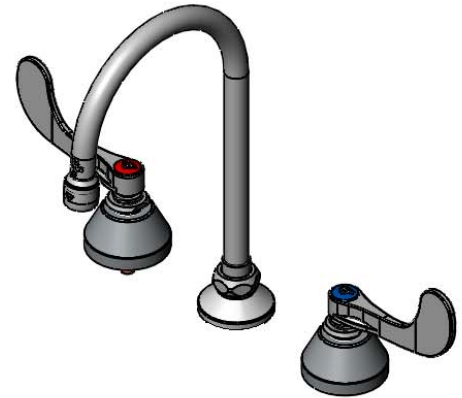
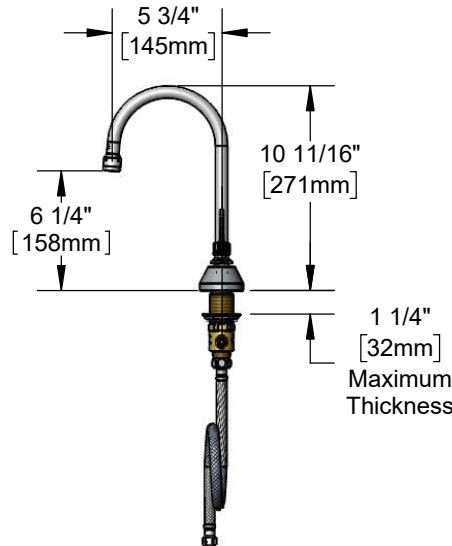
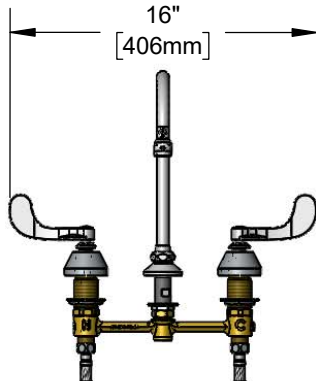
TAG:

B-2866-05CR-KIT **EasyInstall** Concealed Widespread Lavatory Faucet

Architect/Engineering Specifications:

8" concealed deck mount mixing faucet with forged brass body, 5 3/4" swivel/rigid gooseneck with 2.2 GPM aerator, ceramic cartridges with check valves, 4" wrist action handles, polished chrome plated escutcheons and 1/2" NPT male inlets, 24" flexible stainless supply hoses with swivel fittings and integral washers. Certified to ASME A112.18.1/CSA B125.1, NSF 61-Section 9 and NSF 372. Meets ADA ANSI/ICC A117.1 requirements.

Job Name _____
 Model Specified _____ Quantity _____
 Variations Specified _____
 Date _____



Features & Benefits:

- 8" EasyInstall concealed deck mount mixing faucet w/ forged brass body
- 5 3/4" swivel/rigid gooseneck
- Lock washer provided for rigid application
- 2.2 GPM aerator, Series 1 (B-0199-01)
- Quarter-turn Cerama cartridges w/ check valves to prevent cross flow of water
- 4" wrist action handles w/ color coded indexes
- 1/2" NPT male inlets
- 24" flexible stainless supply hoses with swivel fittings & integral washers.
- Material: Forged brass body, polished chrome plated brass tubular spout and chrome plated metal handles & escutcheons

Product Compliance:

- ASME A112.18.1 / CSA B125.1
- NSF 61 - Section 9
- NSF 372 (Low Lead Content)
- ANSI A117.1 (ADA)

Warranty: One Year (Limited)

Performance Data:

- Pressure: 20 - 125 psi [1.38 - 8.62 bar]
- Temperature: 40 °F - 140 °F [4.44 °C - 60 °C]
- Flow Rate: 2.2 GPM [8.33 L/min] @ 60 psi [4.14 bar]



ADA Compliant

Optional Outlets (Series 1 / VR Series 6)

| GPM | Aerated | Non-Aerated (Laminar) | VR Aerated | VR Non-Aerated (VR Laminar) |
|------|--|---|--|---|
| 0.35 | N/A | <input type="checkbox"/> B-0199-01-N035 | N/A | <input type="checkbox"/> B-0199-06-N035 |
| 0.5 | N/A | <input type="checkbox"/> B-0199-01-N05 | N/A | <input type="checkbox"/> B-0199-06-N05 |
| 1.0 | <input type="checkbox"/> B-0199-01-F10 | N/A | <input type="checkbox"/> B-0199-06-F10 | N/A |
| 1.2 | <input type="checkbox"/> B-0199-01-F12 | <input type="checkbox"/> B-0199-01-LF12 | <input type="checkbox"/> B-0199-06-F12 | <input type="checkbox"/> B-0199-06-LF12 |
| 1.5 | <input type="checkbox"/> B-0199-01-WS | <input type="checkbox"/> B-0199-29 | <input type="checkbox"/> B-0199-06-WS | <input type="checkbox"/> B-0199-29VR |
| 2.2 | Standard | <input type="checkbox"/> B-0199-21 | <input type="checkbox"/> B-0199-06 | <input type="checkbox"/> B-0199-21-VRF |

Optional Handles

- ☐ 4" Wrist Action (Standard)
- ☐ Lever
- ☐ 4-Arm

Optional Cartridges

- ☐ Quarter-Turn Cerama w/ Check Valve (Standard)
- ☐ Quarter-Turn Eterna w/ Spring Check
- ☐ Push Button Metering
- ☐ Pivot Action Metering
- ☐ Wrist Action Metering



T&S BRASS AND BRONZE WORKS, INC.



• 2 Saddleback Cove • Travelers Rest, SC 29690
 Ph 800-476-4103 • Fax 864-834-3518
 • Simi Valley, CA • Ph 800-423-0150 • www.tsbrass.com

Date: 11/11/22