



AvaValley

Item #: 342WBRC20DZ Project: _____

Qty: _____ Date: _____ Approval: _____

AvaValley WBRC-20-DZ Dual Section Dual Temperature Full Glass Door Commercial Wine Cooler

Item #342WBRC20DZ




Technical Data

Width	23 1/2 Inches
Depth	22 11/16 Inches
Height	34 1/4 Inches
Power Cord Length	72 Inches
Interior Width	20 3/8 Inches
Interior Depth	17 1/8 Inches
Nominal Depth	Standard
Interior Height	25 3/4 Inches
Amps	1.2 Amps
Hertz	60 Hz

Features

- Dual temperature zones allow for versatile usage
- Comes with 5 removable wooden shelves, 3 adjustable wire shelves, and 1 drawer
- Blue LED lighting provides a clear view of contents while giving off a high-end feel
- Included door lock ensures security
- Stainless steel door frame and handle for added durability
- Holds up to 20 bottles and 51 cans

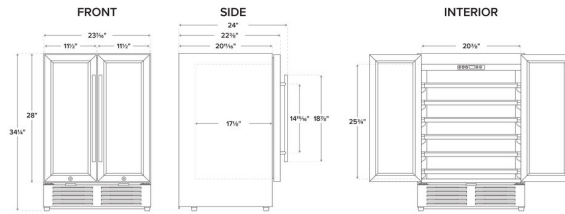
Certifications



Technical Data

Phase	1 Phase
Voltage	115 Volts
Access Type	Doors
Capacity	20 Bottles 4.23 cu. ft. 51 Cans
Color	Black
Door Style	Swing
Door Type	Glass
Exterior Finish	Black
Features	Dual Temperature LED Lighting
Installation Type	Freestanding
Number of Doors	2 Doors
Number of Shelves	8 Shelves
Plug Type	NEMA 5-15P
Refrigerant Type	R-600a
Sections	2 Sections
Temperature Range	34 - 72 Degrees F
Temperature Zones	Dual
Type	Wine Refrigerator

Plan View




Notes & Details

Safely store wine and other product while having it all perfectly chilled and ready to serve with this AvaValley WBRC-20-DZ dual-section, dual-temperature full glass door wine refrigerator. Its wide-ranging temperature capability makes this wine refrigerator a versatile addition. Featuring two independently controlled temperature zones, the wine side has a distinct temperature range of 41-72 degrees Fahrenheit, allowing you to store both red and white wines at the optimal temperature. The beverage side has a temperature range of 34-50 degrees Fahrenheit, which is great for storing various drinks, including beer.

Multi-function digital controls help manage the thermostatic cabinet. The dual french door design also helps save energy by letting you only open half of the cabinet at a time. The beverage side on the right can hold up to 51 cans of beer or soda, thanks to 3 wire shelves (33 lb. capacity each) and 1 drawer, while the wine side on the left can chill up to 20 standard size wine bottles on its 5 wooden shelves, which can each hold about 20 lb. These shelves are interchangeable. Best of all, attractive blue LED lights showcase your beverages when the refrigerator is opened, but without adding heat like a regular light bulb. This ensures that the refrigerator stays at its intended temperature.

The full length glass doors, featuring a stainless steel frame, allow contents to be viewable and provide a more aesthetic presentation. The doors have locks to ensure contents remain secure during after-hours. Plus, the door frame and handle are made from stainless steel to guarantee durability in commercial environments while remaining easy to clean. This unit requires a 115V, 1 phase electrical connection.



 **WARNING:** This product can expose you to chemicals including lead, which are known to the State of California to cause cancer and birth defects or other reproductive harm. For more information, go to www.p65warnings.ca.gov.

AvaValley