



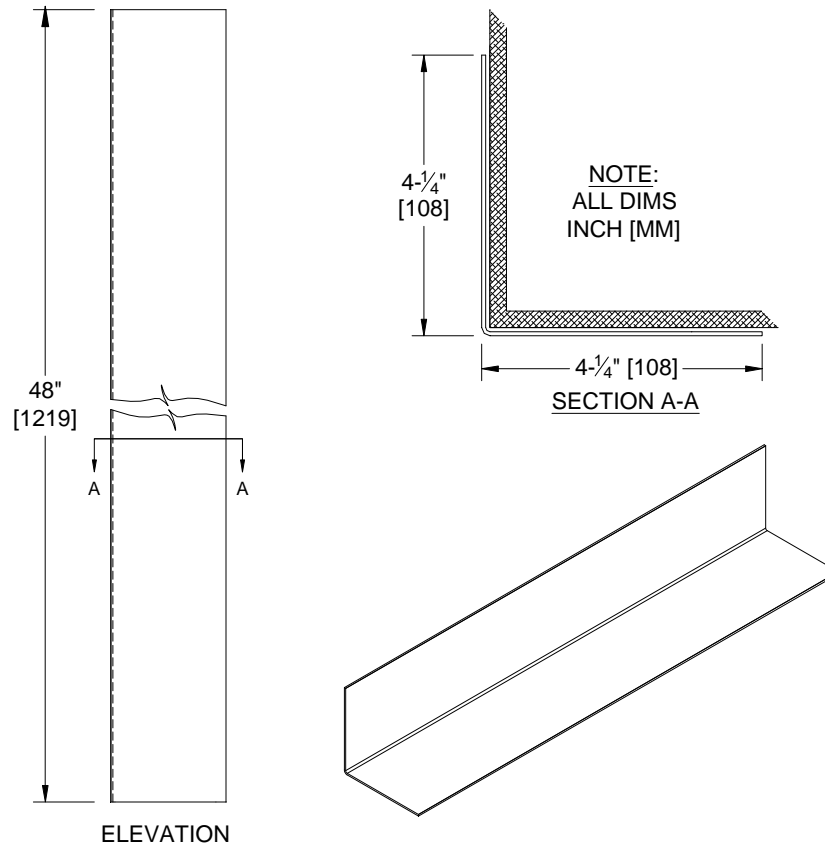
AMERICAN SPECIALTIES, INC.
441 Saw Mill River Road, NY 10701
(914) 476.9000 • (914) 476.0688
www.americanspecialties.com

MODEL №: 0533-48

ISSUED: 01/87

REVISED: 10/11

SURFACE MOUNTED CORNER GUARD



SPECIFICATION

Surface Mounted Outside Corner Guard shall be 18 gauge type 304 alloy 18-8 stainless steel with a 1/8" (3.2) radius outside edge. Width of guard on each side shall be 4-1/4" (108) x 48" long (1219). All exposed edges shall be smooth and fully debarred. Back surface shall be rough textured to facilitate adherence to wall surface. All exposed surfaces shall be satin finish and be protected during shipment with a PVC film easily removable after installation.

Surface Mounted Outside Corner Guard shall be Model № 0533-40 as fabricated by American Specialties Inc., 441 Saw Mill River Road, Yonkers, New York 10701-4913

INSTALLATION

Unit is surface mounted on finished wall by applying adhesive (by others) to back of guard and wall as per mastic manufacturers recommendations. Guard can be mounted flush to floor or at base height when bull-nose floor base is used.



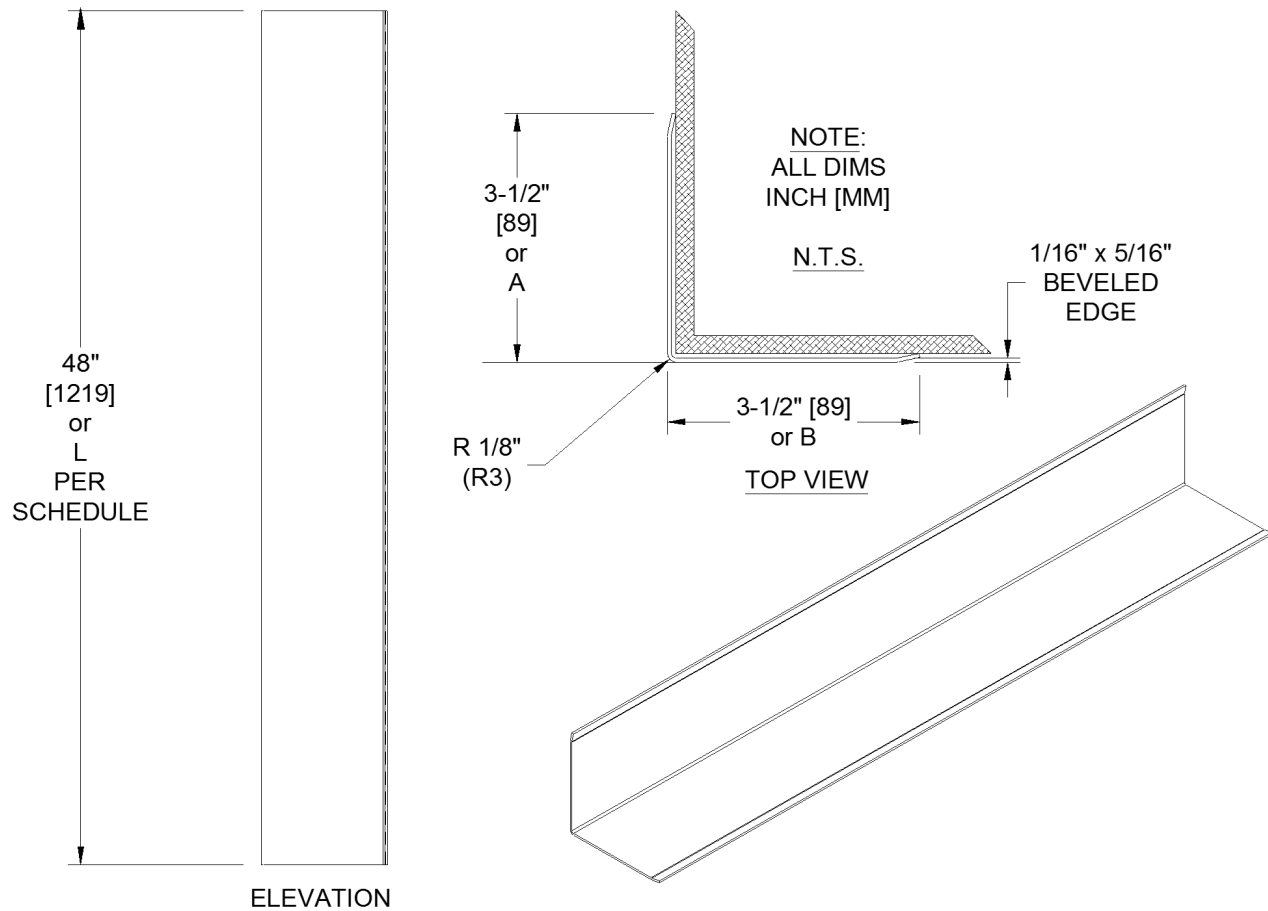
AMERICAN SPECIALTIES, INC.
441 Saw Mill River Road, Yonkers, NY 10701
(914) 476.9000 • (914) 476.0688
www.americanspecialties.com

MODEL №: 0533-1

ISSUED: 04/2017

REVISED:

SURFACE MOUNTED CORNER GUARD WITH BEVELED EDGE LEGS



SPECIFICATION

Surface Mounted Corner Guard with Beveled Edge Legs shall be 16 or 18 gauge (as G specified) type 304 stainless steel alloy 18-8 with a 1/8" [3] radiused outside corner and beveled edges. Width of guard on each side shall be 3-1/2" [89] or as A & B specified. All exposed edges shall be smooth and fully deburred. Length max 10 feet (120" [3048]) for one (1) piece as specified (L) if not 4 feet (48" [1219]). Back surface shall be rough textured to facilitate adherence to wall surface. All exposed surfaces shall be satin finish and be protected during shipment with PVC film easily removable after installation.

Surface Mounted Corner Guard with Beveled Edge Legs shall be Model № 0533-1-____{specify suffix as per schedule below} as fabricated by American Specialties, Inc., 441 Saw Mill River Road, Yonkers, New York 10701-4913

INSTALLATION

Unit is surface mounted on finished wall by applying adhesive to back of guard and wall as per adhesive manufacturer's recommendations. Guard can be mounted flush to floor or at base height when bull-nose base is used.

ITEM SUFFIX	QTY	L	A	B	G
-1		48" [1219]	3-1/2" [89]	3-1/2" [89]	16 ga.
-2		48" [1219]	3-1/2" [89]	3-1/2" [89]	18 ga.
-3					
-4					
-5					



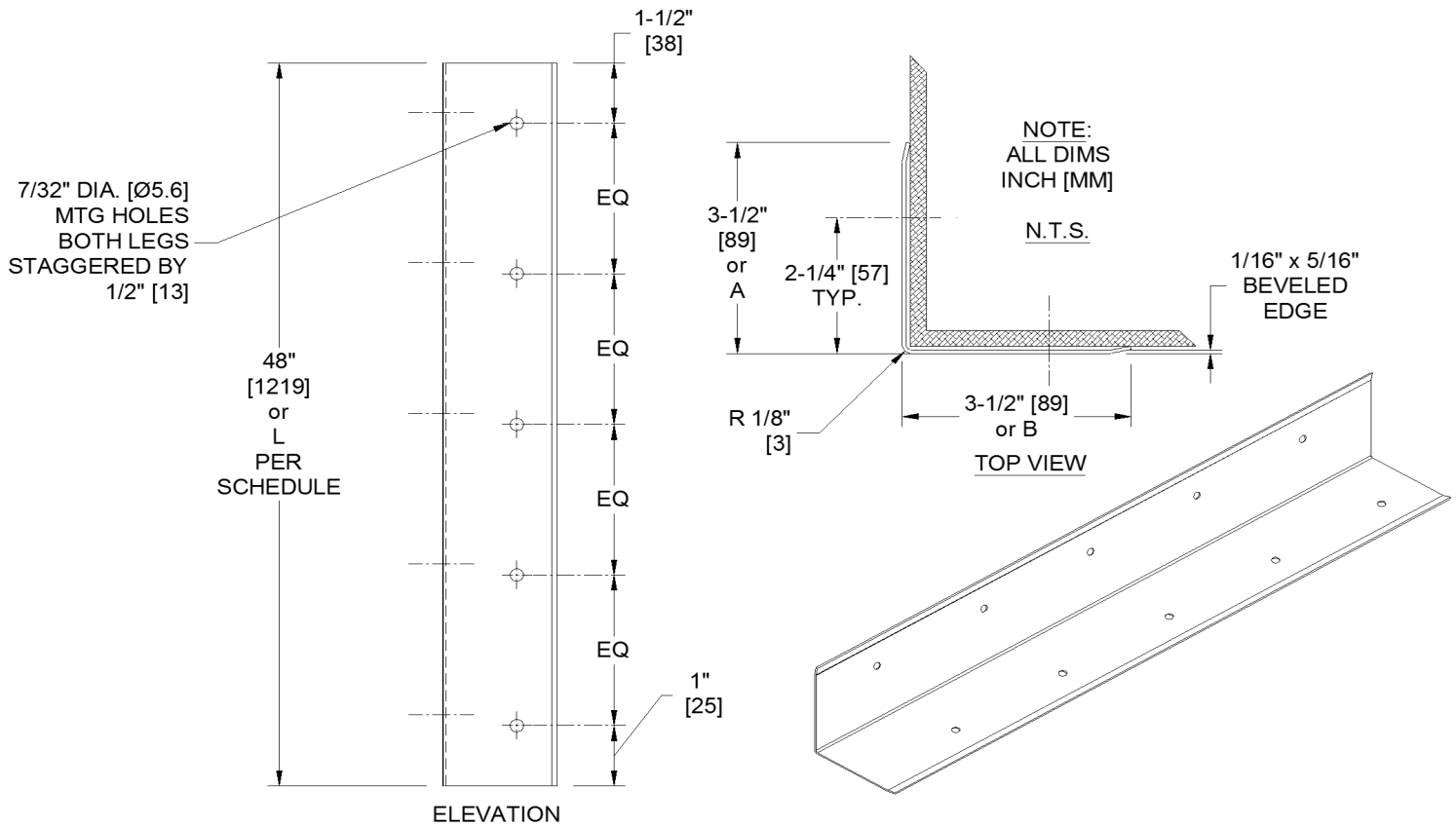
AMERICAN SPECIALTIES, INC.
441 Saw Mill River Road, Yonkers, NY 10701
(914) 476.9000 • (914) 476.0688
www.americanspecialties.com

MODEL №: 0533-2

ISSUED: 04/2017

REVISED:

SURFACE MOUNTED CORNER GUARD WITH MOUNTING HOLES & BEVELED EDGE LEGS



SPECIFICATION

Surface Mounted Corner Guard with Mounting Holes and Beveled Edge Legs shall be 16 or 18 gauge (as G specified) type 304 stainless steel alloy 18-8 with a 1/8" [3] radius outside edge. Width of guard on each side shall be 3-1/2" [89], or as A & B specified, x 48" long [1219], or as L specified. All exposed edges shall be smooth and fully deburred. Mounting holes are provided in the legs for #10 [M5] pan head screws (by others). All exposed surfaces shall be satin finish and be protected during shipment with a PVC film easily removable after installation

Surface Mounted Corner Guard with Mounting Holes and Beveled Edge Legs shall be Model № 0533-2-____ {specify suffix as per schedule below} as fabricated by American Specialties, Inc., 441 Saw Mill River Road, Yonkers, New York 10701-4913

INSTALLATION

Unit is surface mounted on finished wall by installing screws (by others) into suitable blocking (by others). Guard can be mounted flush to floor or at base height when bull-nose base is used.

ITEM SUFFIX	QTY	L	A	B	G	EQ (REF)	HOLES PER LEG
-1		48" [1219]	3-1/2" [89]	3-1/2" [89]	16 ga.	11-3/8" [289]	5
-2		48" [1219]	3-1/2" [89]	3-1/2" [89]	18 ga.	11-3/8" [289]	5
-3							
-4							
-5							

Accessory Specialties

AMERICAN DISPENSER

Desert Ray Products

WITROUS INC.

THIS MANUFACTURER RESERVES THE RIGHT TO MAKE CHANGES IN DESIGN OR DIMENSIONS WITHOUT FORMAL NOTICE



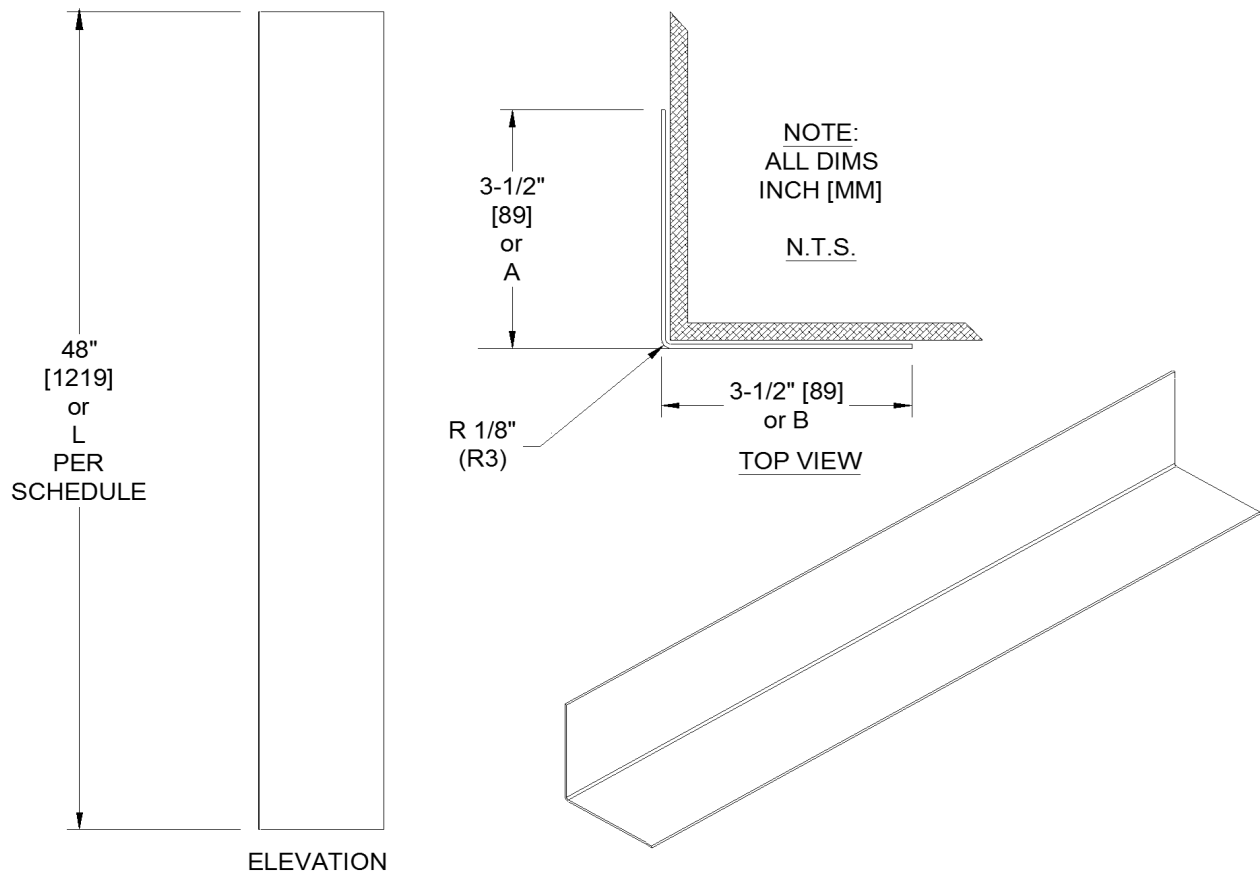
AMERICAN SPECIALTIES, INC.
441 Saw Mill River Road, Yonkers, NY 10701
(914) 476.9000 • (914) 476.0688
www.americanspecialties.com

MODEL №: 0533-3

ISSUED: 04/2017

REVISED:

SURFACE MOUNTED CORNER GUARD WITH FLAT EDGE LEGS



SPECIFICATION

Surface Mounted Corner Guard with Flat Edge Legs shall be 16 or 18 gauge (as G specified) type 304 stainless steel alloy 18-8 with a 1/8" [3] radiused outside corner and flat edges. Width of guard on each side shall be 3-1/2" [89] or as A & B specified. All exposed edges shall be smooth and fully deburred. Length max 10 feet (120" [3048]) for one (1) piece as specified (L) if not 4 feet (48" [1219]). Back surface shall be rough textured to facilitate adherence to wall surface. All exposed surfaces shall be satin finish and be protected during shipment with PVC film easily removable after installation.

Surface Mounted Corner Guard with Flat Edge Legs shall be Model № 0533-3-____{specify suffix as per schedule below} as fabricated by American Specialties, Inc., 441 Saw Mill River Road, Yonkers, New York 10701-4913

INSTALLATION

Unit is surface mounted on finished wall by applying adhesive to back of guard and wall as per adhesive manufacturer's recommendations. Guard can be mounted flush to floor or at base height when bull-nose base is used.

ITEM SUFFIX	QTY	L	A	B	G
-1		48" [1219]	3-1/2" [89]	3-1/2" [89]	16
-2		48" [1219]	3-1/2" [89]	3-1/2" [89]	18
-3					
-4					
-5					



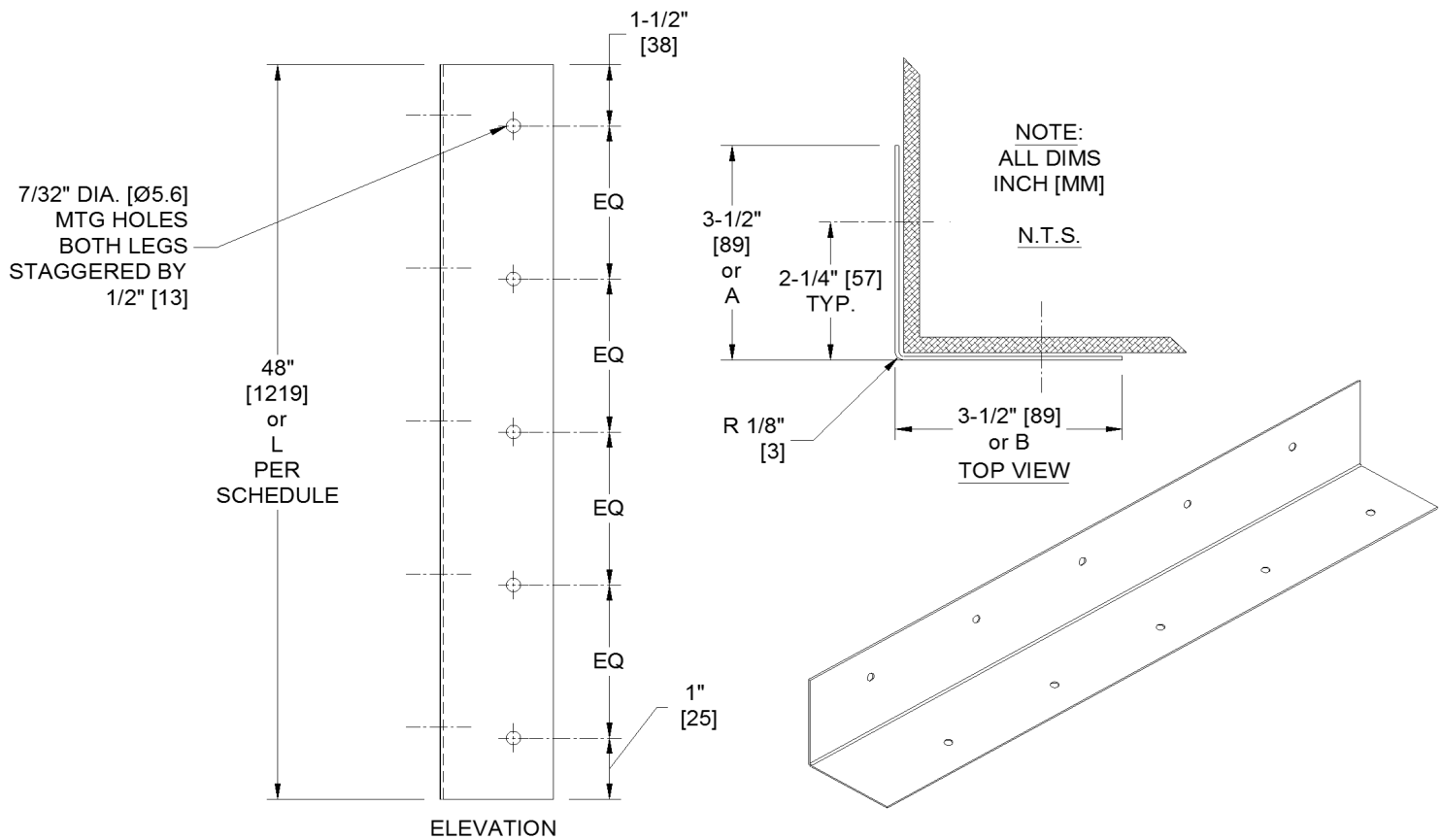
AMERICAN SPECIALTIES, INC.
441 Saw Mill River Road, Yonkers, NY 10701
(914) 476.9000 • (914) 476.0688
www.americanspecialties.com

MODEL №: 0533-4

ISSUED: 04/2017

REVISED:

SURFACE MOUNTED CORNER GUARD WITH MOUNTING HOLES & FLAT EDGE LEGS



SPECIFICATION

Surface Mounted Corner Guard with Mounting Holes and Flat Edge Legs shall be 16 or 18 gauge (as G specified) type 304 stainless steel alloy 18-8 with a 1/8" [3] radius outside edge. Width of guard on each side shall be 3-1/2" [89], or as A & B specified, x 48" long [1219], or as L specified. All exposed edges shall be smooth and fully deburred. Mounting holes are provided in the legs for #10 [M5] pan head screws (by others). All exposed surfaces shall be satin finish and be protected during shipment with a PVC film easily removable after installation

Surface Mounted Corner Guard with Mounting Holes and Flat Edge Legs shall be Model № 0533-4-____{specify suffix as per schedule below} as fabricated by American Specialties, Inc., 441 Saw Mill River Road, Yonkers, New York 10701-4913

INSTALLATION

Unit is surface mounted on finished wall by installing screws (by others) into suitable blocking (by others). Guard can be mounted flush to floor or at base height when bull-nose base is used.

ITEM SUFFIX	QTY	L	A	B	G	EQ (REF)	HOLES PER LEG
-1		48" [1219]	3-1/2" [89]	3-1/2" [89]	16 ga.	11-3/8" [289]	5
-2		48" [1219]	3-1/2" [89]	3-1/2" [89]	18 ga.	11-3/8" [289]	5
-3							
-4							
-5							

Accessory Specialties

AMERICAN DISPENSER

Desert Ray Products

WITROUS INC.

THIS MANUFACTURER RESERVES THE RIGHT TO MAKE CHANGES IN DESIGN OR DIMENSIONS WITHOUT FORMAL NOTICE