



750-S WITH STAND

LOW TEMPERATURE HOT HOLDING CABINETS



- HALO HEAT...a controlled, uniform heat source that gently surrounds food for better appearance, taste, and longer holding life.
- Holds hot food hot...meat, poultry, fish, potatoes, casseroles, vegetables, rolls, etc.
- Close temperature tolerance and even heat application maintain ideal serving temperatures throughout the cabinet.
- Stainless steel interior resists corrosion.
- Available in reach-in or pass-through design.
- Antimicrobial handle retards the growth of illness-causing pathogens.
- Digital control senses temperature drops faster, providing quick heat recovery time.
- Door venting holds crispy food better.
- Stainless steel stand with casters and shelf provides easy mobility.

Single compartment holding cabinet with a 20 gauge stainless steel exterior and solid door. The cabinet includes one (1) Simple Control with ON/OFF power switch; Up and Down Arrow Keys with a temperature range of 60° to 200°F (16° to 93°C); heat indicator light; temperature display key, and digital display. Included are two (2) chrome plated side racks with eleven (11) pan positions spaced at 1-3/8" (35mm) centers, two (2) chrome plated wire shelves, and one (1) drip pan (1014684) [1-11/16" (43mm) deep]. Stainless steel stand includes shelf, four (4) stand posts, and four (4) heavy duty 3-1/2" (89mm) casters - two (2) rigid, and two (2) swivel with brake.

☐ **MODEL 750-S Holding Cabinet with Stand**



ANSI/NSF 4



IP X3

USA and Canada	
Part Number	Description
750S-ARB1-RH, 120V	Single 750-S, 120V, Right Hinge
750S-ARB1-LH, 120V	Single 750-S, 120V, Left Hinge
750S-ARB1-RH-PT, 120V	Single 750-S, 120V, Pass-Thru Doors, Right Hinge
750S-ARB1-LH-PT, 120V	Single 750-S, 120V, Pass-Thru Doors, Left Hinge

International	
Part Number	Description
750S-ARB1-RH, 230V	Single 750-S, 230V, Right Hinge
750S-ARB1-LH, 230V	Single 750-S, 230V, Left Hinge
750S-ARB1-RH-PT, 230V	Single 750-S, 230V, Pass-Thru Doors, Right Hinge
750S-ARB1-LH-PT, 230V	Single 750-S, 230V, Pass-Thru Doors, Left Hinge

All units include stand and one (1) drip pan



W164 N9221 Water Street • P.O. Box 450 • Menomonee Falls, Wisconsin 53052-0450 • U.S.A.

PHONE: 262.251.3800 800.558.8744 U.S.A./CANADA

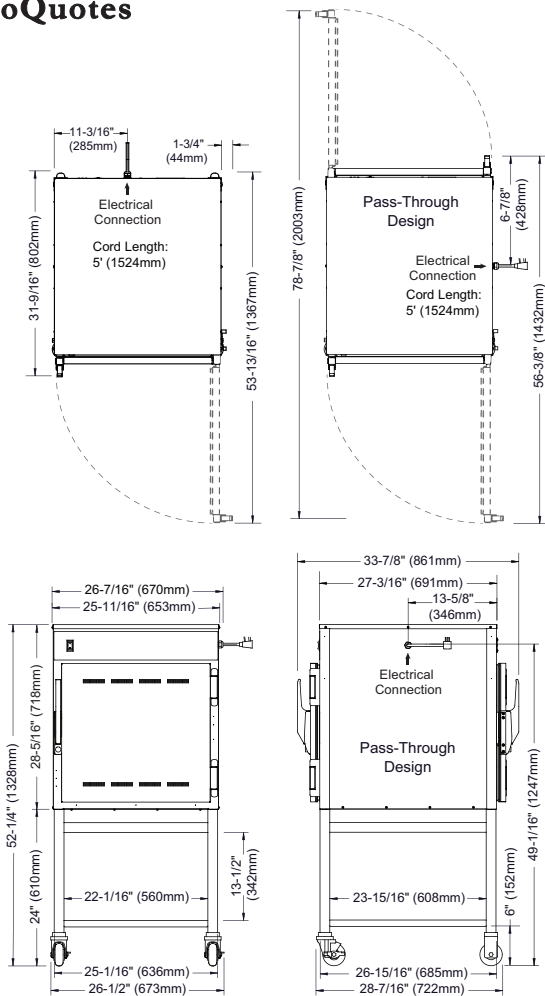
FAX: 262.251.7067 800.329.8744 U.S.A. ONLY

www.alto-shaam.com



750-S WITH STAND

LOW TEMPERATURE HOT HOLDING CABINETS



DIMENSIONS: H x W x D

750-S

EXTERIOR:

28-5/16" x 25-11/16" x 31-9/16"
(718mm x 653mm x 802mm)

PASS-THROUGH:

28-5/16" x 26-7/16" x 33-7/8"
(718mm x 670mm x 861mm)

INTERIOR:

20" x 21-15/16" x 26-1/2"
(507 mm x 556mm x 673mm)

MOBILE STAND

EXTERIOR:

24" x 26-1/2" x 28-7/16"
(610mm x 673mm x 722mm)

750-S WITH MOBILE STAND



EXTERIOR:

52-1/4" x 26-1/2" x 31-9/16"
(1328mm x 673mm x 802mm)

PASS-THROUGH:

52-1/4" x 26-7/16" x 33-7/8"
(1328mm x 670mm x 861mm)

ELECTRICAL

VOLTAGE	PHASE	CYCLE/HZ	AMPS	kW	CORD & PLUG
120 (DOM)	1	60	9.0	1.1	 NEMA 5-15P, 15A-125V PLUG
230 (INT'L)	1	50/60	4.3	1.0	 CEE 7/7, 220-230V PLUG

INSTALLATION REQUIREMENTS

- Oven must be installed level.
- The oven must not be installed in any area where it may be affected by steam, grease, dripping water, extreme temperatures, or any other severely adverse conditions.

CLEARANCE REQUIREMENTS

BACK	3" (76mm)
TOP & BOTTOM	2" (51mm)
EACH SIDE	1" (25mm)

WEIGHT

750-S

NET: 157 lb (71 kg) SHIP: 225 lb (102 kg)

CARTON DIMENSIONS: (L x W x H)
35" x 35" x 41" (889mm x 889mm x 1041mm)

MOBILE STAND

NET: CONTACT FACTORY SHIP: CONTACT FACTORY

CARTON DIMENSIONS: (L x W x H)
CONTACT FACTORY

PRODUCT/PAN CAPACITY

120 lbs (54 kg) MAXIMUM

VOLUME MAXIMUM: 100 QUARTS (95 LITERS)

FULL-SIZE PANS:

GASTRONORM 1/1:

Ten (10)	20" x 12" x 2-1/2"	530mm x 325mm x 65mm
Six (6)	20" x 12" x 4"	530mm x 325mm x 100mm
Four (4)	20" x 12" x 6"	530mm x 325mm x 150mm

FULL-SIZE SHEET PANS (ON WIRE SHELVES ONLY):

Up to Six (6) 18" x 26" x 1" – WITH ADDITIONAL WIRE SHELVES

OPTIONS & ACCESSORIES

<input type="checkbox"/> Door Lock with Key	LK-22567
<input type="checkbox"/> Drip Pan	1014684
<input type="checkbox"/> Shelf, Chrome Wire, REACH-IN	SH-2105
<input type="checkbox"/> Shelf, Chrome Wire, PASS-THROUGH	SH-2327
<input type="checkbox"/> Shelf, Stainless Steel, Flat Wire, REACH-IN	SH-2324