

ED2-96/2S SERIES

ED2SYS-96/2S SERIES

MULTI-SHELF HEATED DISPLAY



• **HALO HEAT** ... a controlled, uniform heat source that gently holds and surrounds food for better appearance, taste, and longer holding life.

• Holds and displays hot food fresh and moist for hours.



ED2-96/2S



ED2SYS-96/2S

• SELF-SERVICE HOT DISPLAY CASE

- Curved glass styling.
- Thermostatically controlled heat source radiates from the base of each shelf.
- Top shelf incorporates thermal kinetic glass technology to provide an evenly heated display surface.
- Protected with an environmentally friendly bumper, made of 93% pre-consumer polycarbonate waste and is 100% recyclable.
- Bottom shelf is heated by an aluminum plate with a resistive heat pad.
- Overhead lighting on each shelf.
- Solar cool bronze sliding glass doors reflect heat back into the products and mirror the display to enhance merchandising effect.
- Customer self-service opening is across the full width of case.
- Front-mounted heat guard on each shelf provides customer protection.

• DECORATOR BASE

- Standard black painted front and end panels.

MULTI-SHELF HEATED DISPLAY CASE

The display case is constructed of 18 gauge, non-magnetic stainless steel. A curved, tempered glass top frames the display case. Removable, sliding glass doors on the operator side are included. Sliding door tracks have a "clean sweep" cutout allowing for easy cleaning and crumb removal. Each shelf is controlled by two (2) adjustable thermostats with a range of 1 to 10, and includes one (1) heat-on indicator light. The two-shelf self-service display system includes a low-profile, European style base with one (1) storage shelf. As an additional option, the base can be adapted to accommodate two (2) 500-1D drawer warmers. Countertop display cases include one set of 4" (102mm) legs.

Note: For use with pre-packaged foods only.

☐ ED2-96/2S - 96" (2438mm) length

☐ ED2SYS-96/2S* - 96" (2438mm) length, with base

*The system base is not sold as a separate item. Order the full ED2SYS model to receive the base.



FACTORY INSTALLED OPTIONS

• Electrical Choices

- ☐
- 208-240V

• Panel Color Choices

- ☐ Black, standard
- ☐ Stainless Steel, optional
- ☐ Custom Color, optional

• End Glass Choices

- ☐ Clear Class, standard
- ☐ Solar Bronze Glass, optional [5011353]



W164 N9221 Water Street • P.O. Box 450 • Menomonee Falls, Wisconsin 53052-0450 • U.S.A.

PHONE: 262.251.3800 800.558.8744 U.S.A./CANADA

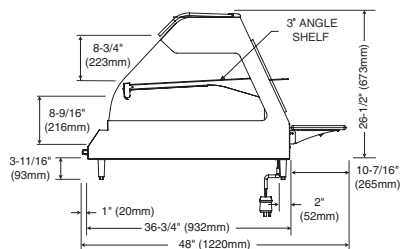
FAX: 262.251.7067 800.329.8744 U.S.A. ONLY

www.alto-shaam.com

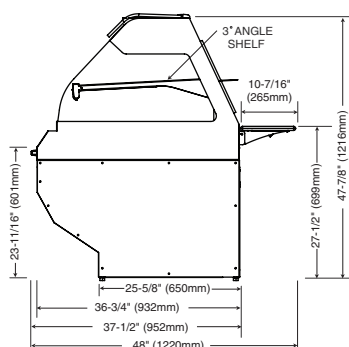



ED2-96/2S SERIES ED2SYS-96/2S SERIES

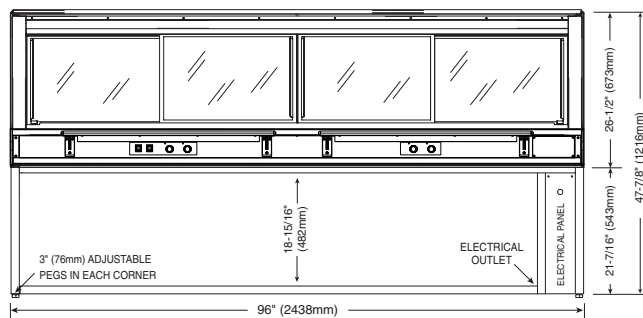
MULTI-SHELF HEATED DISPLAY SYSTEMS



ED2-96/2S Profile



ED2SYS-96/2S Profile



ED2SYS-96/2S Back View

ELECTRICAL

VOLTAGE	PHASE	CYCLE/HZ	AMPS	kW	
208-240	1	50/60	21.8	5.2	NEMA L6-30P
208	1	50/60	20.2	4.0	30A, 250V PLUG
240	1	50/60	21.8	5.2	(PLUG - COUNTERTOP ONLY; BARE END, NO PLUG - SYSTEM)

WEIGHT

MODEL	NET (EST.)	SHIP
ED2-96/2S:	550 lb (249 kg)	600 lb (272 kg)
ED2SYS-96/2S:	680 lb (308 kg)	760 lb (345 kg)

CRATED DIMENSIONS: L X W X H

ED2-96/2S: 105" x 43" x 38" (2667mm x 1092mm x 965mm)

ED2SYS-96/2S: 105" x 43" x 56" (2667mm x 1092mm x 1422mm)

PRODUCT CAPACITY

TOP SHELF

Twenty-four (24) chicken boats with dome cover

BOTTOM SHELF

Thirty (30) chicken boats with dome cover

DIMENSIONS (H X W X D)

ED2-96/2S EXTERIOR:

30-3/16" x 96" x 48" (766mm x 2438mm x 1220mm)

ED2SYS-96/2S EXTERIOR:

47-7/8" x 96" x 48" (1216mm x 2438mm x 1220mm)

TOP SHELF DIMENSIONS (W X D):

93-9/16" x 18-3/4" (2377mm x 475mm)

BOTTOM SHELF DIMENSIONS (W X D):

88-3/4" x 28-3/4" (2254mm x 730mm)

SPECIFICATIONS

- Four (4) fluorescent lights are enclosed in the top interior of the case. Four (4) fluorescent lights are enclosed and centered under the top shelf. Each set is controlled by one (1) ON/OFF light switch.
- Two (2) 10" x 36" (254mm x 914mm) operator-side work shelves.

ACCESSORIES

- | | |
|---|---------|
| <input type="checkbox"/> WORK SHELF WITH GRAVY LANE | 5005640 |
|---|---------|

INSTALLATION REQUIREMENTS

Display case must be installed level. The display case must not be installed in any area where it may be affected by steam, grease, dripping water, high temperatures, or any other severely adverse conditions.

Do not install a heated display case near a cold air source such as a freezer, air conditioning vents, or in any area where outside air fluctuation can affect performance.



W164 N9221 Water Street • P.O. Box 450 • Menomonee Falls, Wisconsin 53052-0450 • U.S.A.

PHONE: 262.251.3800 800.558.8744 U.S.A./CANADA

FAX: 262.251.7067 800.329.8744 U.S.A. ONLY

www.alto-shaam.com

