



CHROME or GREEN EPOXY COATED
WIRE SHELVING COMBO



*Includes 4 Shelves
and 4 - 74" Posts*



Item #: _____ **Qty #:** _____
Model #: _____
Project #: _____

FEATURES:


3 truss design (Shelves with 36" Lengths have two trusses)
 Each shelf holds up to 800 lbs. evenly distributed weight.
 NSF approved.
 Posts are numbered for easy assembly and are included.

CONSTRUCTION:

Unit assembles using tapered split sleeves.

MATERIAL:

Chrome plated or green epoxy coating.



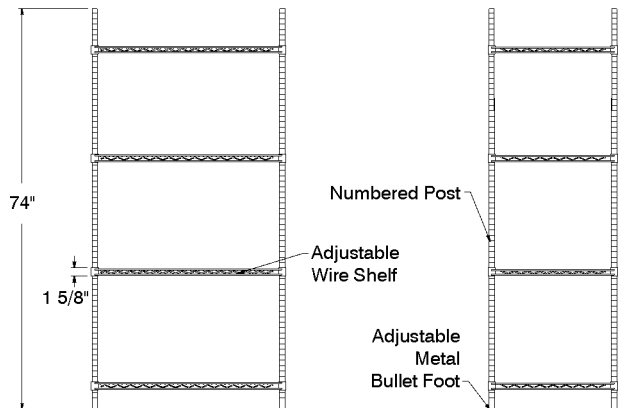
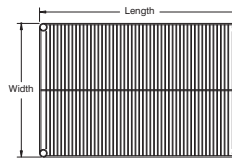
3 Truss Design

(Shelves with 24", 30" & 36" Lengths have two trusses)

**DIMENSIONS
and SPECIFICATIONS**

TOL ± .500"

ALL DIMENSIONS ARE TYPICAL



CHROME GREEN EPOXY COATED

MODEL #	MODEL #	Shelf Size	Weight
ECC-1436	EGG-1436	14" x 36"	64 lbs.
ECC-1442	EGG-1442	14" x 42"	69 lbs.
ECC-1448	EGG-1448	14" x 48"	75 lbs.
ECC-1460	EGG-1460	14" x 60"	93 lbs.
ECC-1472	EGG-1472	14" x 72"	107 lbs.
ECC-1836	EGG-1836	18" x 36"	68 lbs.
ECC-1842	EGG-1842	18" x 42"	73 lbs.
ECC-1848	EGG-1848	18" x 48"	81 lbs.
ECC-1854	EGG-1854	18" x 54"	88 lbs.
ECC-1860	EGG-1860	18" x 60"	99 lbs.
ECC-1872	EGG-1872	18" x 72"	115 lbs.
ECC-2436	EGG-2436	24" x 36"	75 lbs.
ECC-2442	EGG-2442	24" x 42"	81 lbs.
ECC-2448	EGG-2448	24" x 48"	89 lbs.
ECC-2454	EGG-2454	24" x 54"	97 lbs.
ECC-2460	EGG-2460	24" x 60"	111 lbs.
ECC-2472	EGG-2472	24" x 72"	127 lbs.



Customer Service Available To Assist You 1-800-645-3166 8:30 am - 8:00 pm E.S.T.

Email Orders To: customer@advancetabco.com. For Smart Fabrication™ Quotes, Email To: smartfab@advancetabco.com or Fax To: 631-586-2933

NEW YORK
Fax: (631) 242-6900

GEORGIA
Fax: (770) 775-5625

TEXAS
Fax: (972) 932-4795

NEVADA
Fax: (775) 972-1578