

# STAINLESS STEEL DEMO TABLE & CEILING MOUNTED DEMO MIRROR



Shown with Optional Drawer

## DEMO TABLE

MODEL #	Table Size W x L	Mirror Frame "M"	Wt.	Cu.
VSS-DT-365	36" x 60"	25 1/2" x 50 1/2"	275 lbs.	18
VSS-DT-366	36" x 72"	25 1/2" x 62 1/2"	305 lbs.	23



## CEILING MOUNTED MIRROR

MODEL #	"L" O.A. Size	Mirror Frame "M"	Wt.	Cu.
MI-48	54"	25 1/2" x 48 1/4"	125 lbs.	7
MI-60	66"	25 1/2" x 60 1/4"	160 lbs.	10

Item #: \_\_\_\_\_ Qty #: \_\_\_\_\_

Model #: \_\_\_\_\_

Project #: \_\_\_\_\_



## FEATURES:

Fully adjustable glass mirror tilts to desired position.

Locking Knob for securing mirror's position.

Glass Mirror

## DEMO TABLE:

Top is furnished with a 2" x 1" square die embossed NO-DRIP countertop edge with a 1/2" return on 4 sides.

Pre-engineered welded angle adapters insure ease of future drawer installation.

36" wide table supplied with THREE hat channels stud welded to reinforce and maintain a level working surface.

Aluminum die cast "leg-to-shelf" clamp secures shelf to leg eliminating unsightly nuts and bolts. Undershelf is adjustable.

## CEILING MOUNTED MIRROR:

Tubular stainless steel mounting support.

## CONSTRUCTION:

All TIG welded. Exposed weld areas polished to match adjacent surfaces.

Entire top mechanically polished to a satin finish. Countertop edge polished to a MIRROR finish (Demo Table Only).

Top is sound deadened.

Roll formed embossed galvanized hat channels are secured to top by means of structural adhesive and weld studs (Demo Table Only).

Gussets welded to support hat sections (Demo Table Only).

## MECHANICAL:

Mirror tilts to desired position.

## MATERIAL:

Square tubular mirror frame is 18 ga., 304 type Stainless steel.

Glass Mirror

## DEMO TABLE:

**TOP:** 14 gauge type "304" stainless steel.

**SHELF:** 18 gauge type "430" stainless steel.

**LEGS:** Legs are 1 5/8" diameter tubular, 16 gauge stainless steel '304' type series. 1" adjustable stainless steel bullet feet.

## CEILING MOUNTED MIRROR:

1 5/8" diameter 16 gauge type "304" stainless steel posts welded to ceiling mount channels

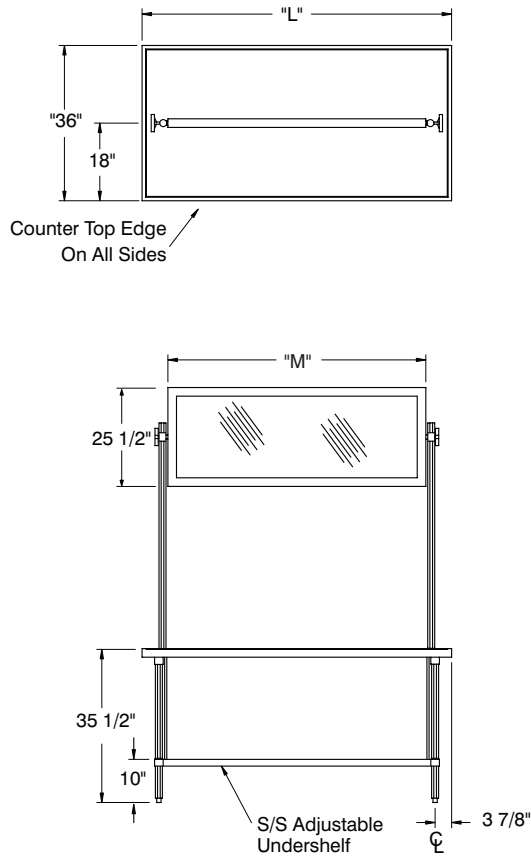
PRINT REQUIRED - SPECIFY POST LENGTH

# DETAILS and SPECIFICATIONS

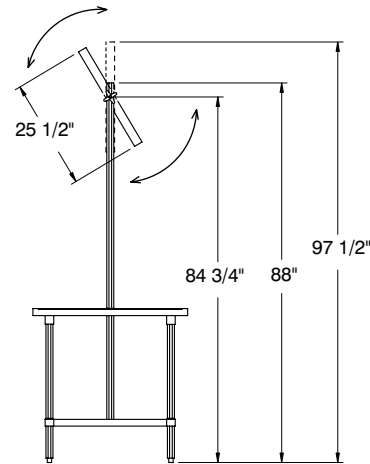
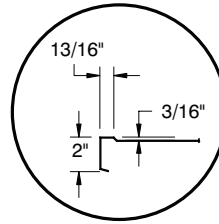
TOL  $\pm .500"$

ALL DIMENSIONS ARE TYPICAL

## DEMO TABLE

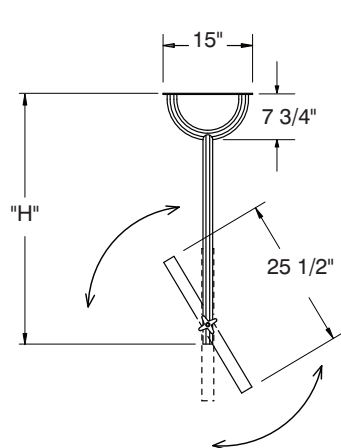


## COUNTERTOP EDGE DETAIL

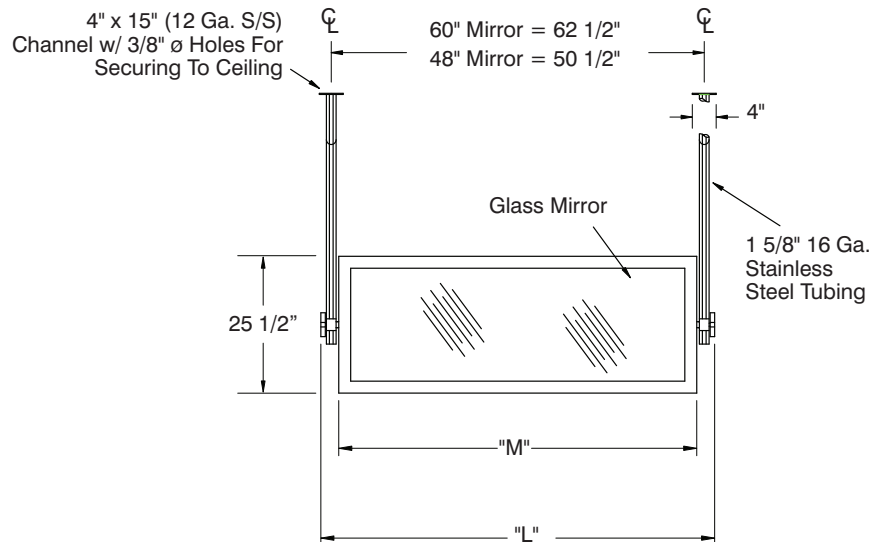


## CEILING MOUNTED MIRROR

## PRINT REQUIRED



"H" Dimension must be provided



REF-O

200 Heartland Boulevard, Edgewood, NY 11717-8380

ADVANCE TABCO is constantly engaged in a program of improving our products. Therefore, we reserve the right to change specifications without prior notice.

© ADVANCE TABCO, JULY 2015