



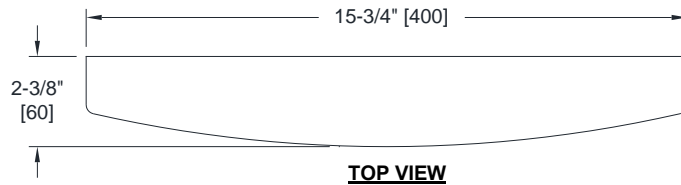
AMERICAN SPECIALTIES, INC.
441 Saw Mill River Road, Yonkers, NY 10701
(914) 476.9000 • (914) 476.0688
www.americanspecialties.com

MODEL №: 20477-SM

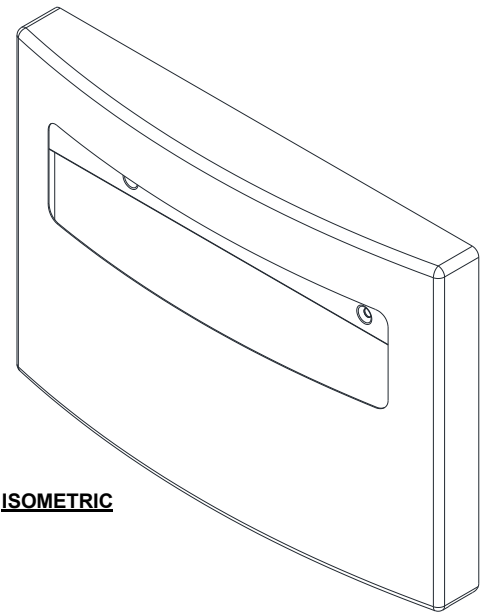
ISSUED: AUG 2009

REVISED: 16 MAR 2022

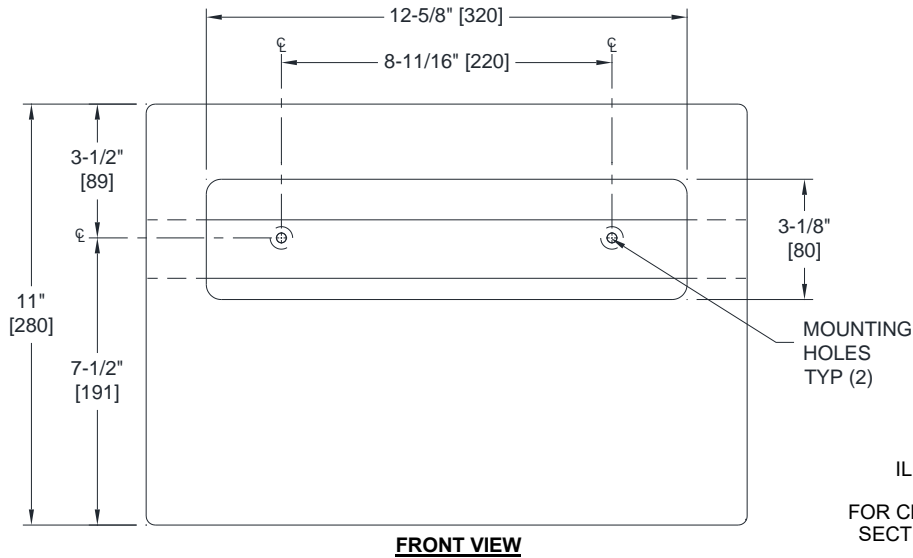
ROVAL™ TOILET SEAT COVER DISPENSER - SURFACE MOUNTED



TOP VIEW



ISOMETRIC



FRONT VIEW

MOUNTING
HOLES
TYP (2)

NOTE

ALL DIM'S INCH [MM]

ILLUSTRATION FOR REF ONLY AND NTS

FOR CLEANING INSTRUCTIONS SEE APPROPRIATE
SECTIONS IN PRODUCT CARE & MAINTENANCE
BULLETIN (PCM) ON ASI WEBSITE

SPECIFICATION

Royal™ Collection Surface Mounted Toilet Seat Cover Dispenser shall hold and dispense 250 standard single or half-fold paper toilet seat covers contained in supply box. Cabinet full panel shall be drawn seamless and shall have bowed front face and gently radiused edges to provide added strength and complimentary appearance for modern washroom aesthetics. Unit shall be 20 gauge type 304 stainless steel alloy 18-8 and all exposed surfaces shall have satin finish protected during shipment with PVC film that is easily removable after installation. Cover dispensing slot shall have a fully deburred flat edge for snag-free dispensing and user safety. Structural assembly of cover and mounting bar components shall be of welded construction with no visible spot-welded seams or fasteners.

Royal™ Collection Surface Mounted Toilet Seat Cover Dispenser shall be Model № 20477-SM of American Specialties, Inc. 441 Saw Mill River Road Yonkers, New York 10701-4913

INSTALLATION

Surface mount unit on wall or partition surface using two (2) № 10 x 1-1/4" [Ø5 x 32] or length as appropriate for site conditions self-threading flat, oval or pan head screws (by others) into appropriate wall anchors or blocking (by others). Mounting holes are clearly accessible through dispenser slot for installation and concealed behind dispenser box for vandal resistant locking after dispense product is loaded. For compliance with 2010 ADA Accessibility Standards, 2015 ABA Standards and ANSI 117.1 Standards install unit so that centerline of dispenser slot is 48" [1219] Maximum Above Finished Floor (AFF) if clear floor access is provided or 46" [1168] Max AFF if side reach over an obstruction only is provided (i.e.: vanity).

OPERATION

Covers are self-feeding until supply is depleted. Unit is manually reloaded with a full box through concealed opening in bottom on schedule determined by maintenance requirements.