

# H-636 & H-706 BUILT-IN HOTPLATES



H-636

H-706

Wells H-636 and H-706 Built-in hotplates offer versatility with a choice of heating elements. The flat, spiral elements on the H-636 provide a wide cooking area for more surface contact and are self-cleaning. The solid cast-iron elements on the H-706 are engineered for uniform heat distribution, which is ideal for heating stock pots.

## Specifications

Overall Dimensions:	Inches	MM
Width	14 3/4	375
Depth	23 1/2	597
Temperature Settings:	OFF/LO to HI	
Number of Controls:	2	
Weights:	Lbs.	KG
H-636		
Installed	20	9
Shipping	24	11
H-706		
Installed	25	11
Shipping	29	13

## Export

The following model is available for export and meet the standards for CE:

- H-706EU, 220-240V, 1Ø, 4 KW

## Features

- The H-636 has eight-inch diameter, **spiral pattern elements** that provide both radiant and contact heat.
- **The H-706 has french plate** elements that are nine inches in diameter. The larger surface area allows even heat distribution that is ideal for heating stock pots.
- **An infinite control** regulates temperature and has a positive-off position. A signal light indicates a power-on condition
- **Control knobs** are front-mounted in a recessed, one-piece, drawn, stainless steel panel to help prevent accidental temperature changes.
- **The H-636 elements** are self-cleaning with removable drip trays.
- **Wellslok** allows for quick and easy installation in stainless steel countertops.
- **A terminal block** is provided for field wiring connection to the main power supply.
- The H-636 and H-706 hotplates are **Underwriters Laboratories, Inc. Recognized** and meet NSF International standards.
- **A one-year warranty** against defects covers parts and labor.

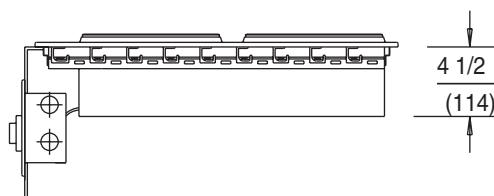
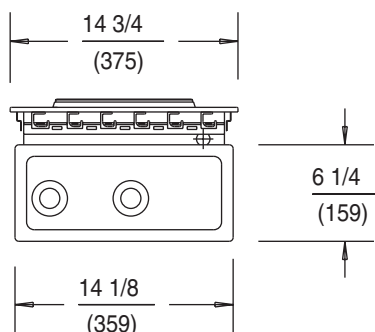
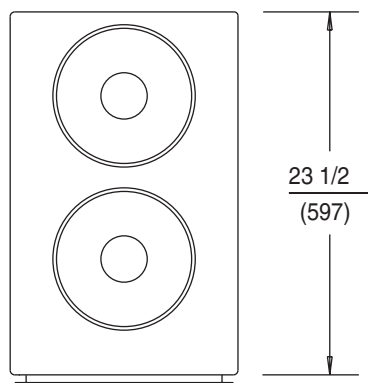




# **MODELS** **H-636, H-706** **BUILT-IN HOTPLATES**

## **DIMENSIONS:**

INCH  
(MM)



SUGGESTED CLEARANCE FROM UNIT TO THE NEAREST SURFACE			
BACK 1 (25)	SIDE 2 (51)	BOTTOM 9 (229)	TOP 1 (25)

## **H-636, H-706 ELECTRICAL SPECIFICATIONS:**

MODELS	VOLTS	WATTS	AMPS PER LINE PHASE 3			AMPS SINGLE PHASE	POWER SUPPLY CORD
			L1	L2	L3		
H-636	208	3900	16.3	9.4	9.4	18.8	NONE
H-636	240	5200	18.8	10.8	10.8	21.7	NONE
H-706	208	3000	12.5	7.2	7.2	14.4	NONE
H-706	240	4000	14.4	8.3	8.3	16.7	NONE
🌐 H-706EU	220-240	4000	-	-	-	16.7	NONE

🌐 Denotes export (EU) products.

NOTE: Specifications are subject to change without notice. See installation instructions prior to installing the unit. This document is not for installation purposes. The installation of recognized component units requires additional evaluations to Underwriters Laboratories Inc. standards. Depending on the installation, clearances can be changed upon further evaluations to UL standards.

**THIS UNIT IS DESIGNED TO BE INSTALLED IN METAL COUNTERS ONLY**

WELLS MANUFACTURING COMPANY  
 2 ERIK CIRCLE, PO BOX 280, VERDI, NV 89439 U.S.A.  
 USA PHONE: (775) 689-5700 • FAX: (775) 689-5972  
 FOR ORDERS ONLY: (888) 356-5362 • FAX: (800) 356-5142  
[www.wells-mfg.com](http://www.wells-mfg.com)  
 © 2002 WELLS MANUFACTURING • PRINTED IN THE U.S.A.  
 08/02 • REV(J) • PART NO. 37118

