

G-246 BUILT-IN GRIDDLE

G-246 BUILT-IN GRIDDLE

**G-246**

IMPORTANT: This unit is designed and approved for installation into metal countertops only.

Specifications

Overall Dimensions:	Inches	MM
Width	49	1245
Depth	29 9/16	751

Griddle Surface Dimensions:		
Width	46 7/8	1191
Depth	24 5/16	617
Area	1140 in ²	.72 m ²

Temperature Range:	Fahrenheit	Celsius
G-236	200° to 450°	93° to 232°

Number of Thermostats:	4
------------------------	---

Pre-Heat Time to 400° F:	9 minutes
--------------------------	-----------

Watts Per Hour to Maintain 400° F:	2,900
------------------------------------	-------

Typical Production:	Per Load	Per Hour
Hamburgers	86	1450
Steaks	32	400
Pancakes*	66	950
Eggs*	70	1200

* Not applicable to grooved surface

Weights:	Lbs.	KG
Installed	300	136
Shipping	331	150

Wells G-246 Built-In Griddle is ideal for any kitchen based on its versatile, easy-to-use design. In addition to the standard grill surface there are two options to choose from, grooved or chrome-plated. The four positive-off thermostats allow individual zone control. The oversized grease drawer is easily removable for cleaning.

Features

- **Each individual positive-off thermostat** controls one-fourth of the cooking surface.
- **Enclosed tubular elements** are clamped onto the 1/2" thick griddle plate to provide even heat distribution over the entire surface.
- **Removable splashguard** makes clean up easier.
- **The removable front grease drawer** has a four-quart capacity.
- **Controls** are recessed in one-piece, drawn, stainless steel panel to help prevent accidental temperature changes.
- **Wellslok** allows for quick and easy installation in stainless steel countertops.
- **A terminal block** is provided for field wiring connection to the main power supply.
- **The G-246 Griddle** is Underwriters Laboratories, Inc. recognized and meets NSF International standards.
- **A one-year warranty** against defects covers parts and labor.

Accessories / Options

Chrome-plated griddle surface, allows more efficient heat transfer throughout the cooking area, available by special order.

Grooved griddle surface, 3/4-inch thick ribbed steel plate that allows for the "branding" of meat products, available by special order.

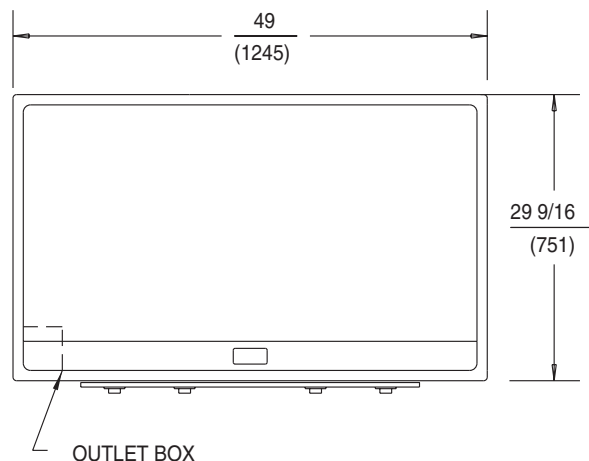
Export

The following models are available for export and meet the standards for CE:

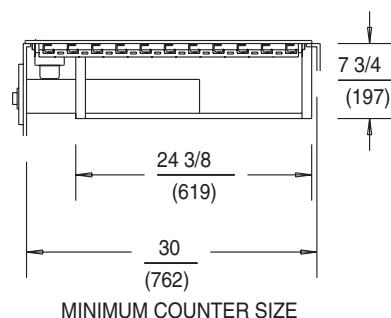
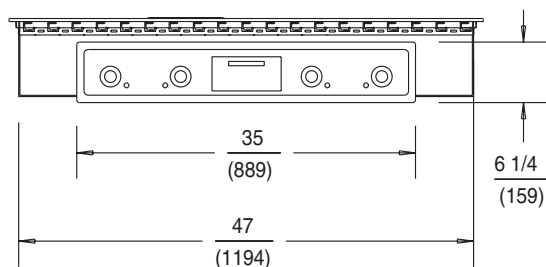
- **G-246EU**, 380-415V, 3NAC, 21 KW, 19MM thick plate
- **PG-246EU**, chrome plate, 380-415V, 3NAC, 21 KW, 19MM thick plate




**MODEL
G-246
BUILT-IN GRIDDLE**
DIMENSIONS:

 INCH
(MM)


SUGGESTED CLEARANCE FROM UNIT TO THE NEAREST SURFACE			
BACK	SIDE	BOTTOM	FRONT
1 (25)	2 (51)	9 (229)	2 (51)



MINIMUM COUNTER SIZE

G-246 ELECTRICAL SPECIFICATIONS:

MODELS	VOLTS	WATTS	AMPS PER LINE 3 PHASE				AMPS SINGLE PHASE	POWER SUPPLY CORD
			L1	L2	L3	N		
G-246	208	21500	63.4	67.1	45.8	-	103.3	NONE
G-246	240	21500	55.0	58.3	39.6	-	89.5	NONE
G-246	480	21500	27.1	28.9	19.9	-	43.8	NONE
G-246EU	380-415	21000	208	41.7	25.0	50.6	-	NONE

Denotes export (EU) products.

NOTE: Specifications are subject to change without notice. See installation instructions prior to installing the unit. This document is not for installation purposes. The installation of recognized component units requires additional evaluations to Underwriters Laboratories Inc. standards. Depending on the installation, clearances can be changed upon further evaluations to UL standards.

THIS UNIT IS DESIGNED TO BE INSTALLED IN METAL COUNTERS ONLY