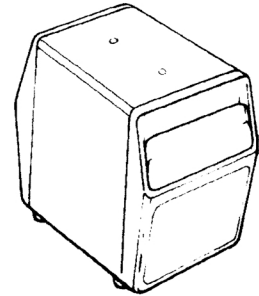
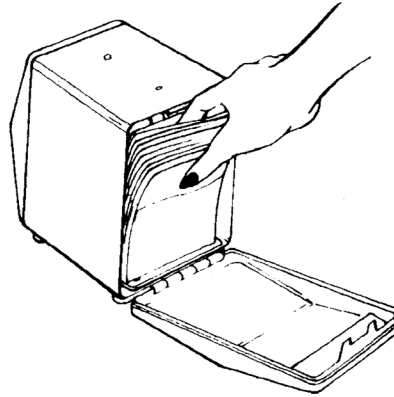
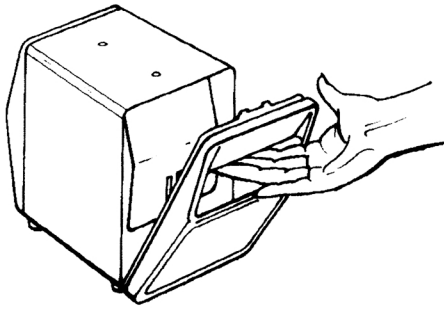


TABLE TOP NAPKIN DISPENSER LOADING INSTRUCTIONS

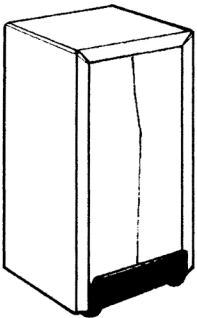


1. Open either end of dispenser by inserting fingers as shown and pulling toward you.

2. Insert napkins (do not overload). Napkins could become too tightly compacted and difficult to dispense.

3. Close End.

4. Repeat at opposite end.



Simply insert napkins into each end.

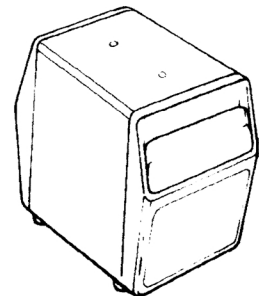
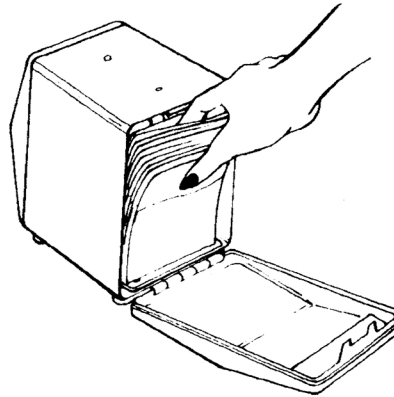
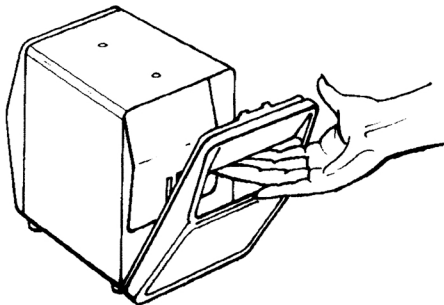
TRAEX® by VOLLRATH®

The Vollrath Company, L.L.C.
1236 North 18th Street
Sheboygan, WI 53081-3201
U.S.A.

Main Tel: 800.628.0830
Fax: 800.752.5620
Technical Services: 800.628.0832
Service Fax: 920.459.5462
Canada Service: 800.695.8560
© 2011 The Vollrath Company, L.L.C.

Rev. B 7/15/2011
P/N: 9271

TABLE TOP NAPKIN DISPENSER LOADING INSTRUCTIONS

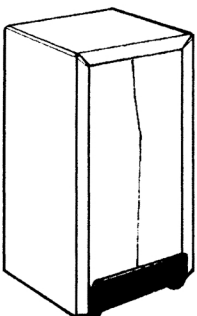


1. Open either end of dispenser by inserting fingers as shown and pulling toward you.

2. Insert napkins (do not overload). Napkins could become too tightly compacted and difficult to dispense.

3. Close End.

4. Repeat at opposite end.



Simply insert napkins into each end.

TRAEX® by VOLLRATH®

The Vollrath Company, L.L.C.
1236 North 18th Street
Sheboygan, WI 53081-3201
U.S.A.

Main Tel: 800.628.0830
Fax: 800.752.5620
Technical Services: 800.628.0832
Service Fax: 920.459.5462
Canada Service: 800.695.8560
© 2011 The Vollrath Company, L.L.C.

Rev. B 7/15/2011
P/N: 9271