

Project

Quantity

Item #

Model Specified:

CSI Section 11400

Reach-In Even-Thaw Refrigerator/ Self-Contained



Model RET132EUT-FHS
(shown with optional casters)



Stainless Exterior
& Interior

One Section Reach-In Models, 32" Deep

Full Length Door Model

RET132EUT-FHS

Half Length Door Model

RET132EUT-HHS

The R-Series "Extra Wide" reach-in Even Thaw Refrigerator is designed especially to thaw frozen food product under safe, temperature controlled conditions. It can be used to thaw both full or partial loads of frozen food product.

This model includes such high quality cabinet features as stainless steel exterior and interior construction, self-closing doors with a stay open feature, and is equipped standard with a full compliment of stainless steel tray slides to accommodate either: one (1) 18" x 26" or two (2) 14" x 18" pans per pair of tray slides.

* Traulsen's even thaw's are solely intended for thawing, and not for use as holding cabinets.

Standard Product Features

- Traulsen's Smart Control With LED Display
- Stainless Steel Exterior & Interior
- Special Refrigeration System/Air Flow Design Promotes Rapid, Safe Thawing Of Frozen Food Product
- Condenser Filter
- Air Diverter
- Stainless Steel Doors With Locks
- Self-Closing Doors With Stay Open Feature At 120°
- Guaranteed For Life Cam-Lift Hinges
- Guaranteed For Life Horizontal Work Flow Door Handle
- Stainless Steel Breaker Caps
- Twenty Eight (28) #1 Type Tray Slides 4" O.C. (14 per section)
- Automatic Non-Electric Condensate Evaporator
- Exterior Mounted Dial Thermometer
- Magnetic Snap-In Door Gaskets
- 9' Cord & Plug Attached
- Set Of Four (4) 6" High Adjustable Stainless Steel Legs
- One Year Parts And Labor Warranty
- Five Year Compressor Warranty

Options & Accessories

- Set of Four (4) 6" High Casters In Lieu of Legs
- Set of Four (4) 4-5/8" High Casters In Lieu of Legs
- 4-1/2" High Stainless Steel Base In Lieu of Legs
- 6" High Stainless Steel Kick Plate
- Stainless Steel Finished Back With Rear Louvers
- Plated Shelves To Fit Tray Slides
- Re-Hinging Feature
- Decorative Kool Klad Laminate Decor
- EZ-Open Foot Pedal (full height doors only)



Listed by Underwriters Laboratories Inc. and classified by Underwriters Laboratories in accordance with ANSI/NSF7.

Approval: _____

TRAUlsen
4401 BLUE MOUND RD.
PHONE 1 (800) 825-8220
Website: www.traulsen.com

FT. WORTH, TX 76106
FAX-MKTG. 1 (817) 624-4302



Project	Quantity	Item #
Model Specified:		CSI Section 11400

Specifications

Construction, Hardware and Insulation

Cabinet exterior, including front, one piece sides, louver assembly and doors are constructed of heavy gauge stainless steel. Cabinet interior and door liners are constructed of stainless steel. Exterior cabinet top, back and bottom are constructed of heavy gauge galvanized steel. A set of four (4) adjustable 6" high casters are included.

Doors are equipped with removable plug cylinder locks and guaranteed for life cam-lift, gravity action, self-closing metal, glide hinges with stay open feature at 120°. Guaranteed for life, work flow door handle is mounted horizontally over recess in door which limits protrusion from door face into aiseways.

Easily removable for cleaning, vinyl magnetic door gasket assures tight door seal. Anti-condensate heaters are located behind each door opening.

Cabinet and door contains high density, non-CFC, foamed in place polyurethane insulation.

Refrigeration System

A top mounted, self-contained, balanced refrigeration system using R-404A refrigerant is conveniently located behind the one piece louver assembly. It features a large, high humidity evaporator coil located outside the food zone, and a top mounted non-electric condensate evaporator. Heaters and fans mounted in the mullion facilitate the Even-Thaw process. Standard operating temperature is 37 to 41°F.

Controller

Traulsen's Smart Control features advanced control algorithms and sophisticated diagnostic capabilities. Smart sensors will adapt the operation of the refrigeration system to a variety of environments and usage patterns. The Smart Control offers a complete set of visual alarms designed to alert the user to critical events. In the event of an alarm, a dedicated Alarm LED will illuminate, informing the user of the critical event and describing the event in the large, easy to read full text display.

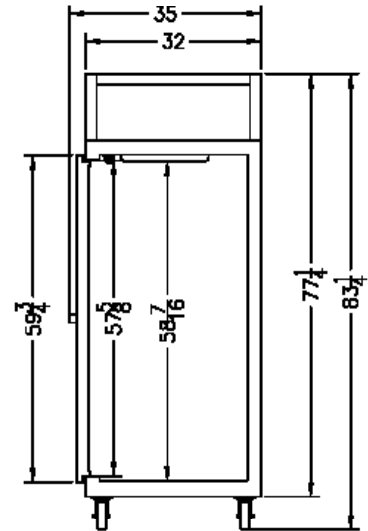
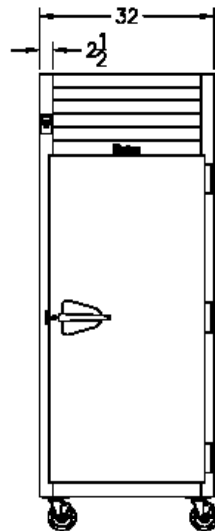
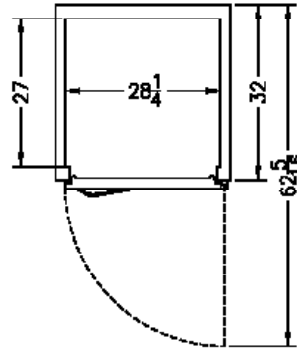
Interior

Standard interior arrangements include fourteen (14) #1 tray slides 4" O.C., fourteen per section. Each pair of tray slides can accommodate either: (1) 18" x 26" or (2) 14" x 18" pans.

Warranties

Both a three year parts and labor warranty and a five year compressor warranty (self-contained models only) are provided standard.

DIMENSIONAL DATA	RET132EUT
Net capacity cu. ft.	26.0
Length - overall in.	32
Depth - overall in.	35
Depth - over body in.	32
Clear door width in.	27
Clear full-door height in.	59 ³ / ₄
Height - overall on 6" casters	83 ³ / ₄
Pan Capacity - 18" x 26"	14
Pan Capacity - 14" x 18"	28
ELECTRICAL DATA	
Voltage	115/60/1
Feed wires with Ground	3
Full load amperes	12.0
REFRIGERATION DATA	
Refrigerant	R-404A
Refrigerant Charge Amount	14 oz
BTU/HR H.P. ²	4240 (1/2 HP)



Uses One NEMA 5-20 P Plug

Full load amps and plug style may vary depending on electrical options chosen and condensing unit employed.

REQUIRED CLEARANCES

In order to assure optimum performance, the condensing unit MUST have an adequate supply of air for cooling purposes. Therefore, the operating location must either have a minimum of 12" clearance overhead of the condensing unit or allow for unrestricted air flow at the back of the unit. Clearance of at least 12" above is required in order to perform certain maintenance tasks.

NOTE: When ordering please specify: Voltage, Hinging, Door Size, Options and any additional warranties.

Continued product development may necessitate specification changes without notice.

Part No. TR36130 (REV. 02-13-19)

TRAUlsen
 4401 BLUE MOUND RD.
 PHONE 1 (800) 825-8220
 Website: www.traulsen.com

FT. WORTH, TX 76106
 FAX-MKTG. 1 (817) 624-4302

