

# Instructions For Use

## S4S<sup>™</sup> Safety Carton Cutter

**Blade-less tape splitter:** cuts tape without exposed blade. Use with retracted (closed) blade only.

Spare blade  
Compartment  
access

Blade exposure  
safety window

Blade release  
lever releases  
the blade carriage  
button for  
changing blades

2 Tray cut  
positions


Ergonomic  
design for  
small and  
large  
hands

3 Top cut  
positions  
(Box)


Blade  
change




### Blade Change Using the S4<sup>™</sup> single- notch blade (SP0-17)



**On back of knife-**move black blade depth adjuster switch to "blade change".



**Press blade release lever**  
and push blade carriage  
button forward.



**Lift blade off alignment tab.**  
**Reload** using alignment tab  
to position blade.


## Features & Functions



Tape Cut



Top Cut



Tray Cut / Window Cut

UKH-423 Safety Holster  
CL-36 - Coiled Lanyard Available

**For Information Call: (800) 229-2233**  
Email: [info@go-phc.com](mailto:info@go-phc.com)  
[www.go-phc.com](http://www.go-phc.com)



S4SL Left-handed  
Safety Cutter



S4SR Right-handed  
Safety Cutter



**PHC**  
PACIFIC HANDY CUTTER<sup>®</sup>

**Working Safe Everyday.™**