



Profit from the Eagle Advantage®

Specification Sheet

Short Form Specifications

Eagle Spec-Bar® Wet Waste Sink, model _____. Heavy gauge type 304 stainless steel sink, body, legs, leg channels and cross rails. T&S deck-mounted faucet and 1½" stainless steel I.P.S. threaded drain with nut and washer. Stainless steel adjustable bullet feet.

Eagle Spec-Bar® Wet Waste Sink, model WSC12-24. Heavy gauge type 304 stainless steel cabinet base body, legs, leg channels, sink, and door. Cabinet to hold three 1-gallon containers. T&S deck-mounted faucet, and 1½" stainless steel I.P.S. threaded drain with nut and washer. Stainless steel adjustable bullet feet.

Eagle Spec-Bar® Wet Waste Sink, model WSW18-24. Heavy gauge type 304 stainless steel sink, body, legs, leg channels and cross rails. Dry waste chute in top front. T&S splash-mounted faucet, and 1½" stainless steel I.P.S. threaded drain with nut and washer. Stainless steel adjustable bullet feet.



Item No.:	_____
Project No.:	_____
S.I.S. No.:	_____

Spec-Bar® Wet Waste Sinks

MODELS:

- ☐ WS12-19
- ☐ WS12-24
- ☐ WS18-19
- ☐ WS18-24
- ☐ WSC12-24
- ☐ WSW18-24

Design and Construction Features

- Body and legs constructed of type 304 stainless steel for strength and corrosion resistance.
- Back, backsplash, sides, bottom, front panel or front door and bowls are constructed of 20 gauge stainless steel.
- Leg channels, legs and crossbracing are constructed of 16 gauge stainless steel.
- Legs are 1½" (41mm)-diameter, with stainless steel adjustable bullet feet.
- Sink bowl is 9¼" x 11½" x 6" deep (435 x 292 x 152mm), with hot and cold water gooseneck faucet.
- All units feature T&S faucets.
- Perforated plastic removable sink strainer.
- 1½" (38mm) I.P.S. threaded drain with nut and washer.
- #WSC12-24 is a cabinet-style unit with storage space for three one-gallon chemical containers.
- #WSW18-24 features a dry waste chute.
- All units except #WSW18-24* feature T&S deck-mount faucets on 4" (102mm) centers, with ½" (13mm) NPT inlet and hot and cold water connections required.

* #WSW18-24 features T&S splash-mount faucet.

EAGLE GROUP

100 Industrial Boulevard, Clayton, DE 19938-8903 USA

Phone: 302-653-3000 • Fax: 302-653-2065

www.eaglegrp.com

Foodservice Division: Phone 800-441-8440

MHC/Retail Display Divisions: Phone 800-637-5100

For custom configuration or fabrication needs, contact our SpecFAB® Division.

Phone: 302-653-3000 • Fax: 302-653-3091 • e-mail: specfab@eaglegrp.com

Certifications / Approvals



AUTOQUOTES



Spec sheets available for viewing, printing or downloading from our online literature library at www.eaglegrp.com

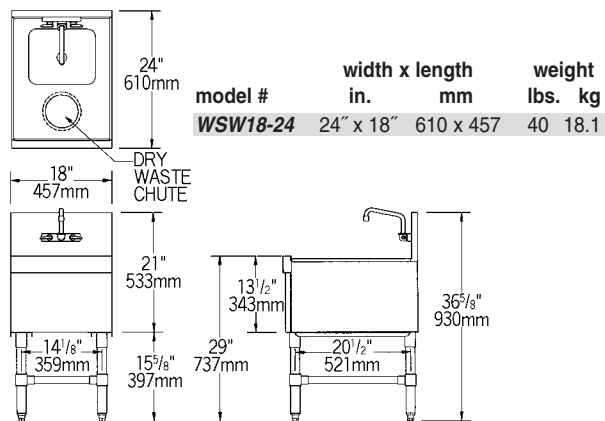
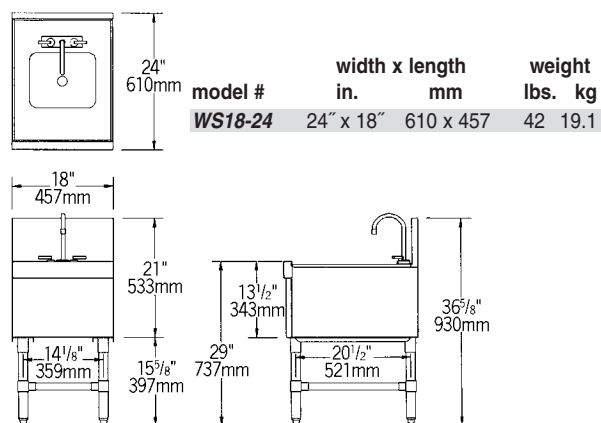
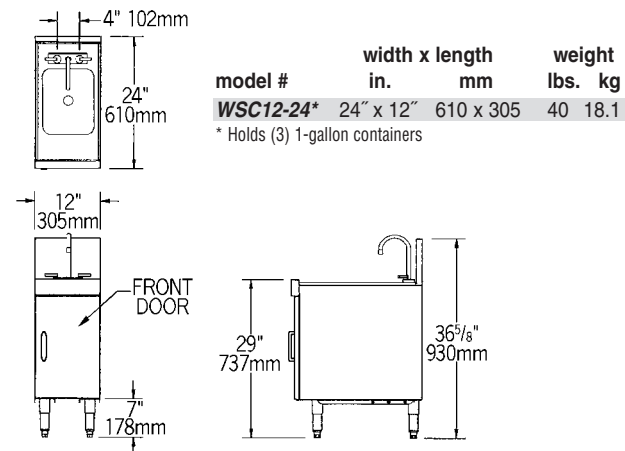
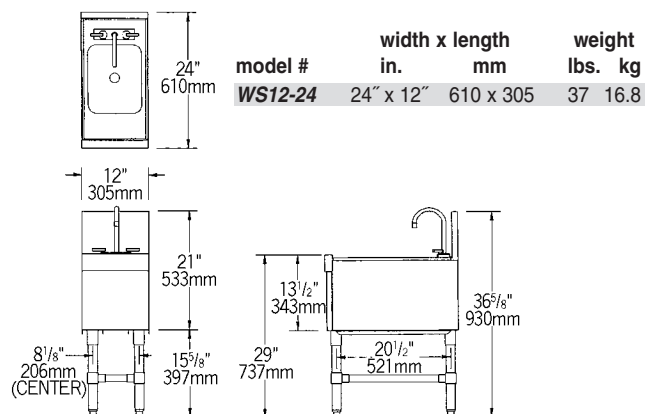
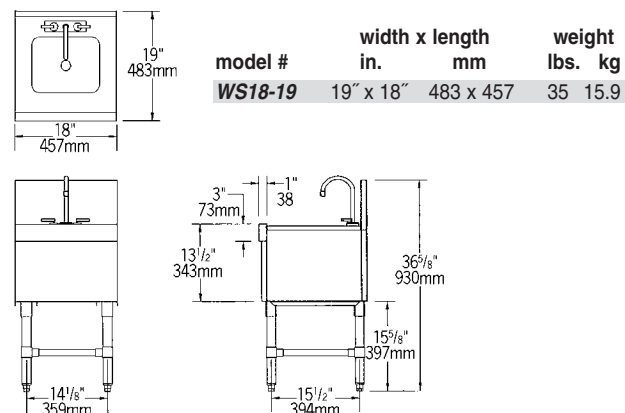
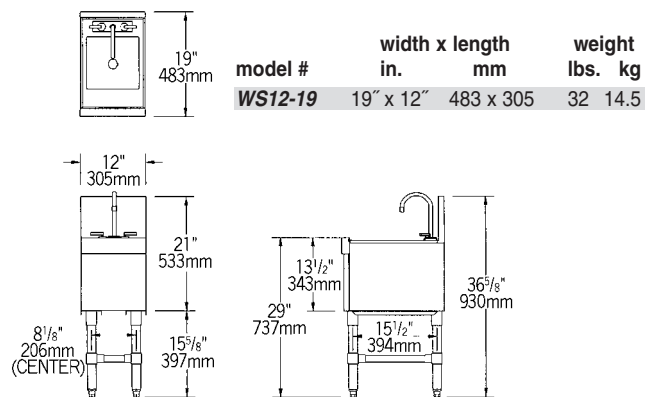
Eagle Foodservice Equipment, Eagle MHC, SpecFAB®, and Retail Display are divisions of Eagle Group. ©2011 by the Eagle Group



Profit from the Eagle Advantage®

Item No.: _____
 Project No.: _____
 S.I.S. No.: _____

Spec-Bar® Wet Waste Sinks



EAGLE GROUP

100 Industrial Boulevard, Clayton, DE 19938-8903 USA

Phone: 302-653-3000 • Fax: 302-653-2065

www.eaglegrp.com

Foodservice Division: Phone 800-441-8440

MHC/Retail Display Divisions: Phone 800-637-5100

Spec sheets available for viewing, printing or downloading from our online literature library at www.eaglegrp.com

Although every attempt has been made to ensure the accuracy of the information provided, we cannot be held responsible for typographical or printing errors. Information and specifications are subject to change without notice. Please confirm at time of order.

Printed in U.S.A.
 ©2011 by Eagle Group

Rev. 04/11