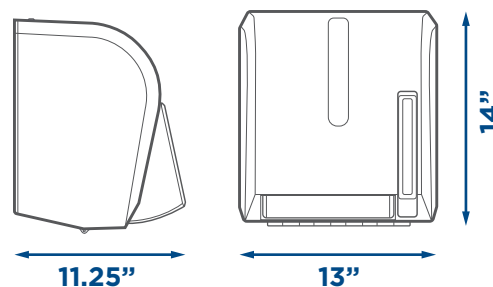
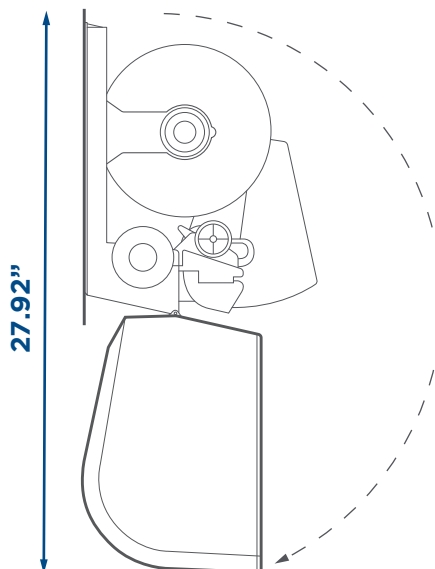
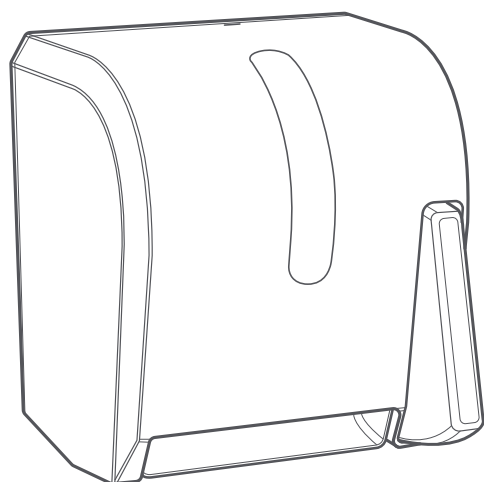




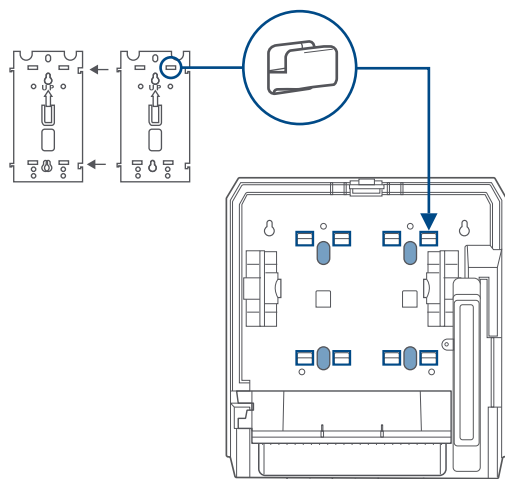
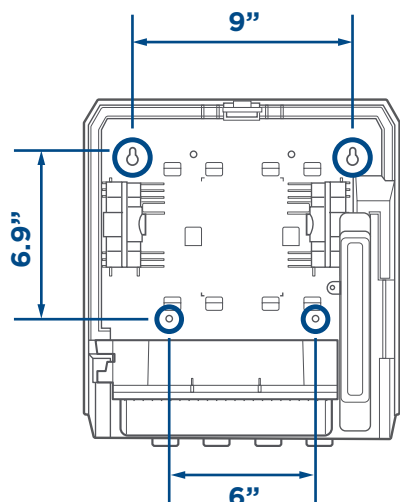
Specification Sheet: 54338A

Georgia-Pacific® Push Paddle Towel Dispenser



Weight: 6.03lbs

Specifications: Impact resistant plastic, GP combo key.



Direct Mount: Position unit on wall so that the top is level. Use key to open front cover and mark screw locations where indicated with circles. Secure unit to wall with four anchored screws appropriate to the type of wall in locations previously marked.

Bracket Mounting: Position unit on wall so that the top is level. Mark locations of shaded areas shown. Assemble two (2) mounting brackets (#54019 sold separately) by connecting the sides as shown. Align keyhole slots with areas marked previously. Ensure that the arrows on the bracket are pointing upwards. Peel film from the adhesive on the back side and with firm pressure, adhere the assembled mounting bracket to wall. Use four (4) anchored screws appropriate to the type of wall in the keyhole slots indicated to secure bracket. Lock dispenser into place by gently pulling downward.

Mounting should comply with ADA guidelines. Compliance is the responsibility of the installer.