



T&S BRASS AND BRONZE WORKS, INC.

2 Saddleback Cove / P.O. Box 1088
Travelers Rest, SC 29690

Model No.

019944-45

Item No.

Travelers Rest, SC: 800-476-4103 • Simi Valley, CA: 800-423-0150 • Fax: 864-834-3518 • www.tsbrass.com

This Space for Architect/Engineer Approval

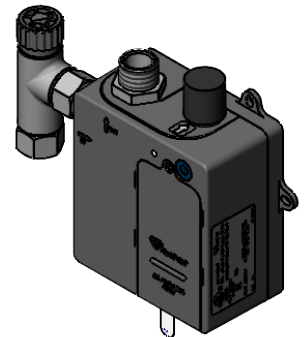
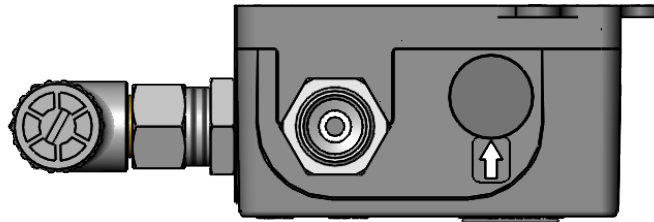
Job Name _____ Date _____

Model Specified _____ Quantity _____

Customer/Wholesaler _____

Contractor _____

Architect/Engineer _____



Water Resistant Faucet
Sensor Cable Connection
(Remove Protective Cap
to Connect Cable)

1/2" NPSM Male Outlet

Removable
Strainer

1/2" NPSM Female
Swivel Coupling Nut

4" x 4 3/8" x 2 3/16" Deep
[102mm x 111mm x 56mm]
Water Resistant Control Module
Box. AC or DC Operated w/ (4)
AA Batteries. Hardwire Capable
Using Terminals on Back

Water Resistant AC Adapter
Cable Connection Port
(Remove Rubber Plug
to Connect Cable)

1 1/8"
[28mm]

2 1/16"
[52mm]

2 13/16"
[72mm]

3 1/2"
[88mm]

Batteries and Flow Control
Setting Switches Behind
Cover



Product Specifications:

ChekPoint Sensor Faucet Control Module with Flow Control Setting Switches
(Gray Module Housing)

Product Compliance:

UL 1951
NSF 61 - Section 9
NSF 372 (Low Lead Content)



T&S BRASS AND BRONZE WORKS, INC.

2 Saddleback Cove / P.O. Box 1088
Travelers Rest, SC 29690

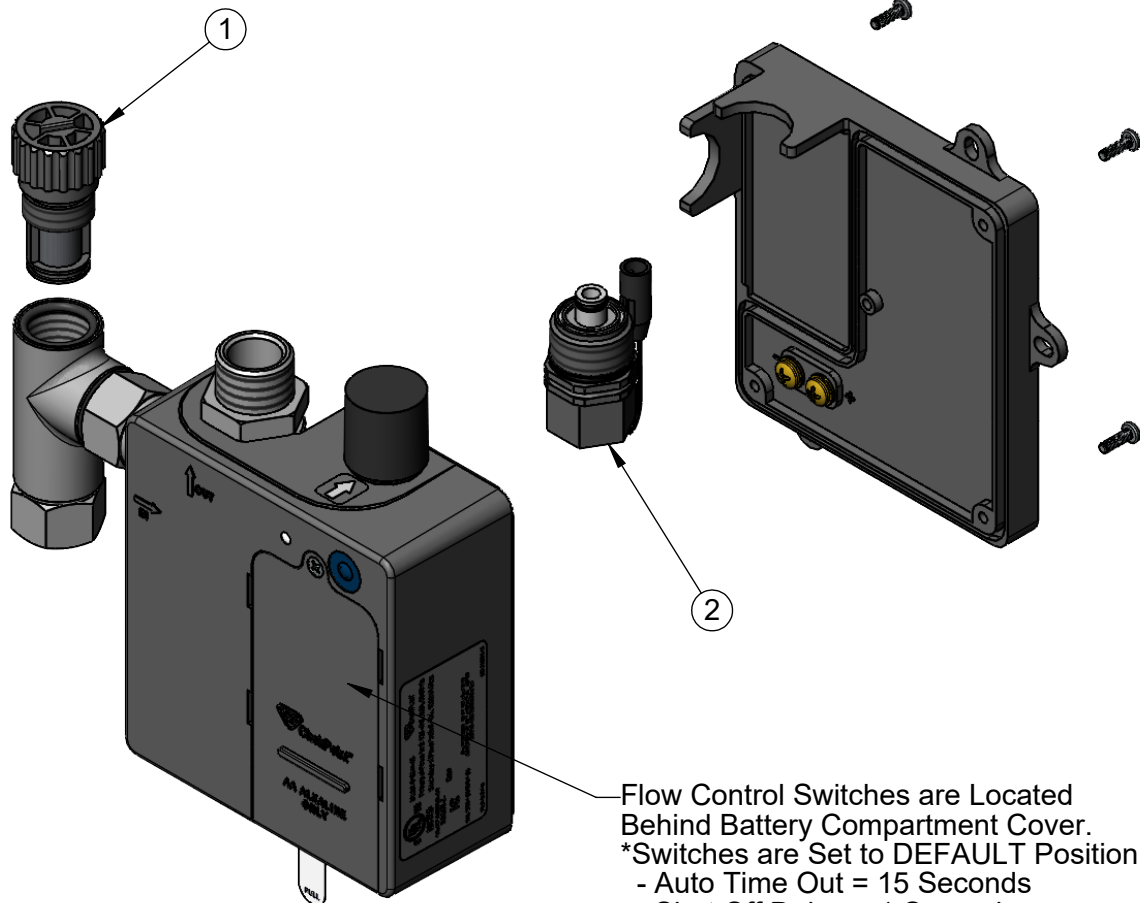
Model No.

019944-45

Item No.

Travelers Rest, SC: 800-476-4103 • Simi Valley, CA: 800-423-0150 • Fax: 864-834-3518 • www.tsbrass.com

ITEM NO.	SALES NO.	DESCRIPTION
1	EC-FILTER	Replacement Filter
2	020330-45	Solenoid Valve, M22 x 2 Male Thd



Flow Control Switches are Located Behind Battery Compartment Cover.
*Switches are Set to DEFAULT Position:
- Auto Time Out = 15 Seconds
- Shut Off Delay = 1 Second
- Auto Flush = OFF
- Metering Mode = OFF

*Available Water Flow Control Selections:

- Auto Time Out: 15 sec, 30 sec, 45 sec, 60 sec, 3 min, 20 min
- Shut Off Delay: 1 sec, 10 sec, 15 sec, 30 sec
- Auto Flush (30 Seconds After Every 12 Inactive Hours): ON or OFF
- Metering Mode: OFF

Product Specifications:

ChekPoint Sensor Faucet Control Module with Flow Control Setting Switches (Gray Module Housing)

Product Compliance:

UL 1951
NSF 61 - Section 9
NSF 372 (Low Lead Content)